



West Seattle High School

Ruth Medsker, *Principal*

School Report for the 2011–2012 School Year

<http://westseattlehs.seattleschools.org/>

2011–2012 School Year

Students: 995

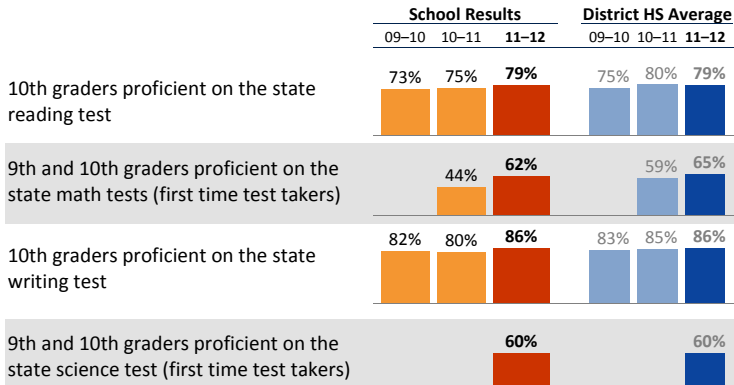
Teachers: 62 # Other Staff: 26

Average class size: 23

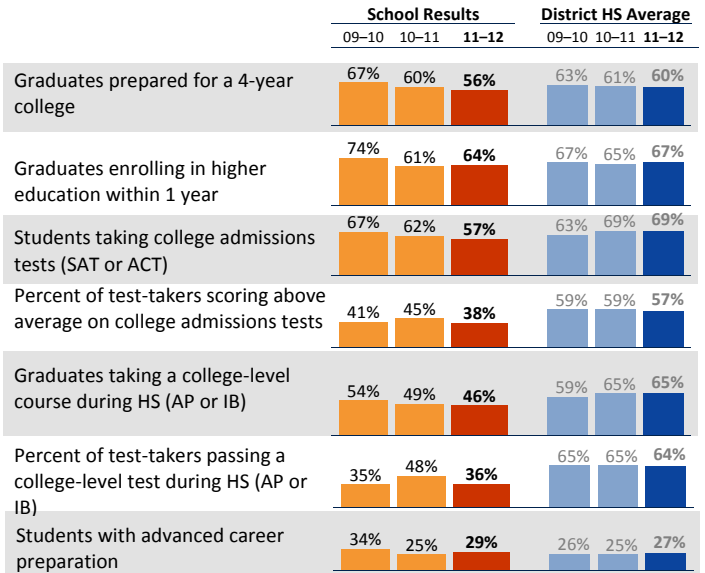
Average daily attendance: 90.4%

Student mobility: 15%

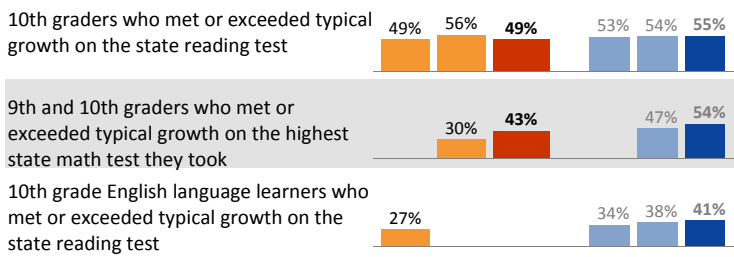
Student Achievement



College and Career Ready

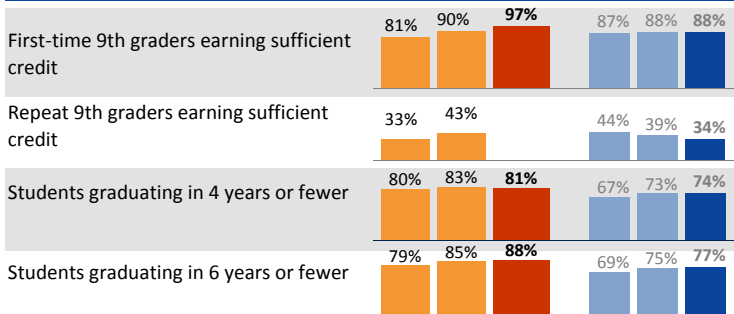


Year-to-Year Growth: Following the Same Students

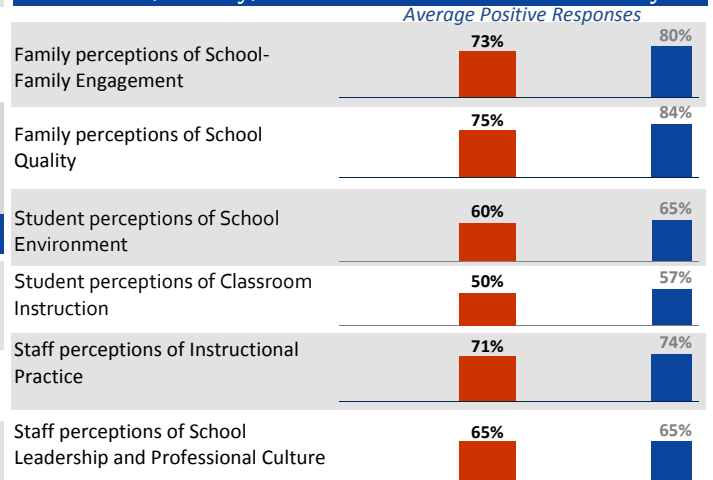


This measure shows how much growth students have achieved compared to similar students across the state in the same grade level. The overall metric reported is the percentage of students whose growth was average or above (50th to 99th growth percentile) on the state test.

On-Track for Graduation



Student, Family, and Staff School Climate Survey



* Families responding to survey: 10%; Students responding to survey: 67%; Staff responding to survey: 65%
 **Reported results for each survey category equal the average positive responses for a subset of questions. Detailed results can be found here: http://bit.ly/school_reports

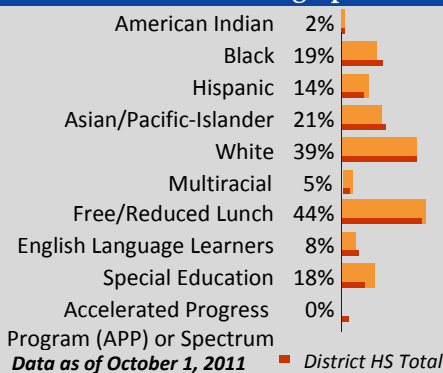
Attendance



Accountability and School Performance

Seattle Public Schools Segmentation Level: **Level 3**
 Annual Measurable Objective (AMO) target for Reading: **On/Above**
 Annual Measurable Objective (AMO) target for Math: **On/Above**

Student Demographics



Student Proficiency on State Tests

School average compared to District high school average

	Reading		Mathematics	
	School	District Avg	School	District Avg
American Indian		54%	52%	20
Black	57%	3	41%	17
Hispanic	68%	5	58%	23
Asian/Pacific-Islander	85%	11	62%	12
White	89%	1	74%	17
Multiracial		88%	62%	
Free/Reduced Lunch	72%	3	51%	13
Eng. Lang. Learners	0%	22	15%	4
Special Education	59%	12	29%	3
APP or Spectrum		99%		99%



West Seattle High School

Ruth Medsker, *Principal*

School Plan & Budget for the 2012-2013 School Year

School Mission Statement

West Seattle High School-preparing all students for college and beyond by providing challenging learning experiences which foster scholarship, character, service and leadership.

School Goals

Raise Reading HSPE from 79% to 85% • Raise Writing HSPE from 86% to 90% • Raise 9th grade Algebra EOC from 61% to 70% • Raise Geometry EOC from 64% to 70% • Raise Science EOC from 59 to 70% • Maintain 97% of 9th graders earning sufficient credit • 80% of 9th graders will earn C or better in all classes • Increase number of students enrolling in Advanced Placement courses • Increase “teacher expects me to work hard” from 71% to 82%.

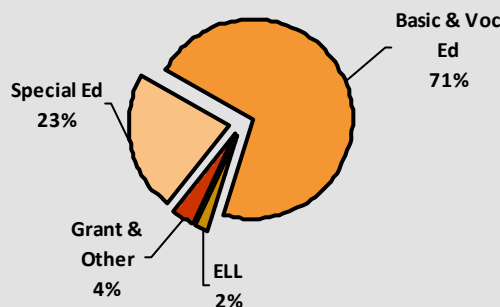
School Description and Plan to Achieve Goals

WSHS is steeped in tradition and has strong community support. We offer a full range of courses to challenge our students and prepare them for competitive post-high school options. Our rates for graduation and enrollment in higher education continue to be higher than the district average.

To meet our school goals we are implementing the following strategies: Students with grades lower than a C will be assigned to Mandatory After School Help (MASH); Focus classes have been established for academic support and skill recovery; Online credit retrieval with weekly support is available; Link Crew is providing support to 9th graders and is building leadership in our upper grade students. **MATH:** Intensified Algebra class to bring students up to standard; ALEKS math to support skill development. **READING:** Reading Apprenticeship to teach strategies for reading fiction and non-fiction; increase the number of informational texts used; Links to Learning for individual student practice. **WRITING:** Use the Six Traits writing model for instruction and evaluation; instruction in introductions, conclusions, elaboration, and revision. **SCIENCE:** Implement 9th grade Biology, align curriculum to the Standards; provide targeted EOC preparation and support for English Language learners and IEP students. All staff participate in Professional Learning Communities focused on improving student outcomes. **ADVANCED LEARNING:** Emphasis on incorporating the Common Core in LA, History, and Math; Expanding Advanced Placement offerings by adding World History and Environmental Science.

Annual Budget Report

2012-2013 Percent of School Funding



All financial data are from the 2012-13 recommended budget.

Total 2012-2013 School Budget:

\$6,604,746

Projected 2012-13 Student Enrollment:

921

Per-Student Funding:

\$7,171

Invitation to Participate

Families are critical partners in student's academic success. We encourage you to stay informed by visiting our website westseattlehs.seattleschools.org and reading our weekly newsletter, The Westside Weekly. There will be four principal coffee chats to share data about our school and listen to feedback on the school's strategies for improvement. Nov. 27, Jan. 29, Mar. 28, & May 30.

District Mission Statement

The mission at Seattle Public Schools is to ensure every student graduates ready for college, career and life.

For additional data including teacher quality, NAEP and AMO results, please visit <http://reportcard.ospi.k12.wa.us>