



View Ridge Elementary

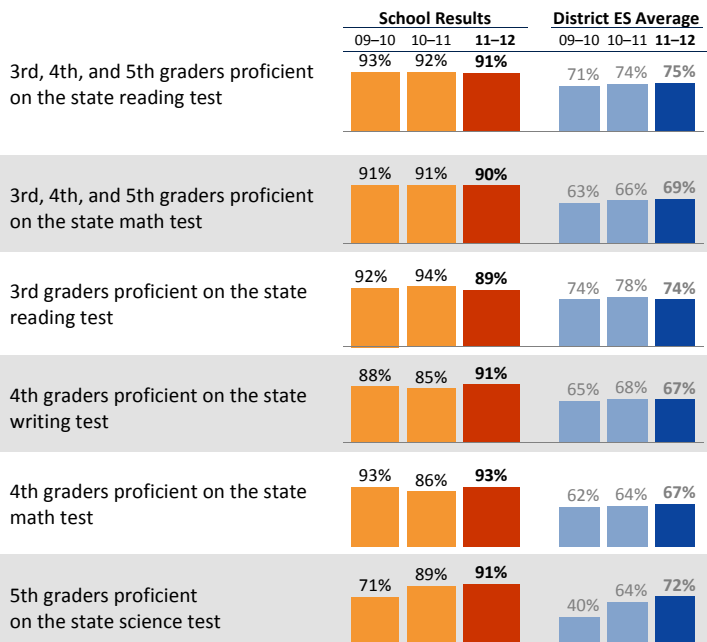
Terri Skjei, Principal

School Report for the 2011–2012 School Year

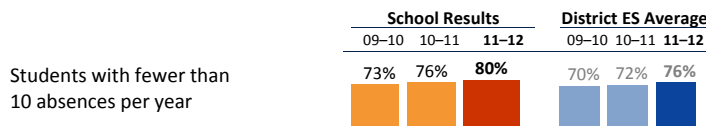
<http://viewridge.seattleschools.org>

2011-2012 School Year
 # Students: 590
 # Teachers: 38 # Other Staff: 11
 Average class size: 24
 Average daily attendance: 96.5%
 Student mobility: 3%

Student Achievement



Attendance



Accountability and School Performance

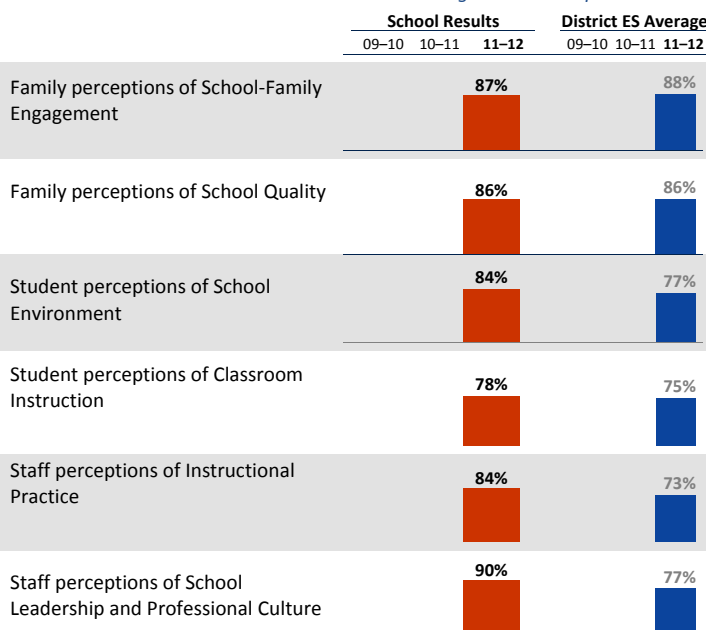
Seattle Public Schools Segmentation Level: **Level 5**

Annual Measurable Objective (AMO) target for Reading: **On/Above**

Annual Measurable Objective (AMO) target for Math: **On/Above**

Student, Family, and Staff School Climate Survey

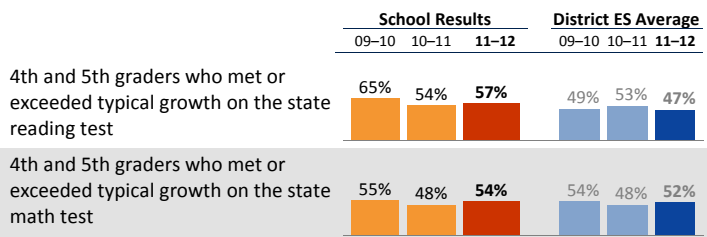
Average Positive Responses



* Families responding to survey: 28%; Students responding to survey: 91%; Staff responding to survey: 100%

**Reported results for each survey category equal the average positive responses for a subset of questions. Detailed results can be found on the School Reports and Survey page: http://bit.ly/school_reports

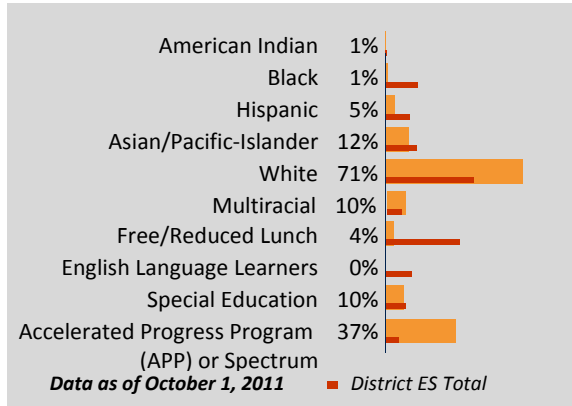
Year-to-Year Growth: Following the Same Students



4th and 5th grade English language learner students who met or exceeded typical growth on the state reading test *Data not available*

This measure shows how much growth students have achieved compared to similar students across the state in the same grade level. The overall metric reported is the percentage of students whose growth was average or above (50th to 99th growth percentile) on the state test. Students are compared to other students in the same grade level across the state with similar test scores in previous years.

Student Demographics



Student Proficiency on State Tests

School average compared to District elementary school average

	Reading		Mathematics	
	School	District Avg	School	District Avg
American Indian		54% ↗ 7	37%	↘ 1
Black		48% ↘ 1	38%	↗ 4
Hispanic		60% ↗ 2	48%	↗ 1
Asian/Pacific-Islander	100%	↗ 3	75%	↔
White	91%	↘ 1	89%	↗ 1
Multiracial	88%	↘ 12	78%	↘ 2
Free/Reduced Lunch	78%	↗ 28	56%	↗ 1
Eng. Lang. Learners		32%	↘ 1	32%
Special Education	61%	↘ 1	52%	↗ 1
APP or Spectrum	99%	1	97%	↘ 2
			99%	↔
			99%	↗ 1



View Ridge Elementary

Terri Skjei, *Principal*

School Plan & Budget for the 2012-2013 School Year

School Mission Statement

The purpose of View Ridge Elementary School is to provide a challenging curriculum with emphasis on the basic academic skills and the arts, that meets the needs of all students. Through collaboration and continued parental/community involvement, students of all ethnicities will demonstrate confidence and a strong positive mental attitude.

School Goals

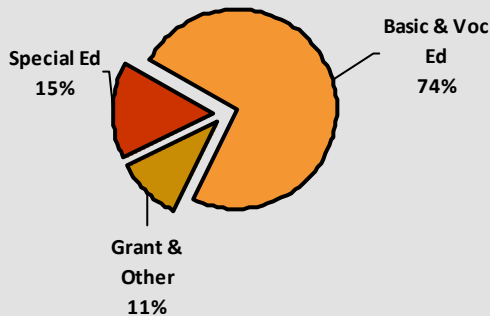
We will use classroom based assessments and the Measurement of Academic Progress data to guide our instruction. Our goals in math are that 90% of students in grade 3 will meet proficiency on the state (Measurement of Student Progress) assessment, 90% in grade 4, and 95% in grade 5. In reading, 90% of students in grade 3 will meet proficiency, 90% in grade 4 and 96% in grade 5. In writing, 90% of 4th grade students will meet proficiency. In science, 91% of our 5th grade students will meet proficiency. In addition, we have a school-wide focus on implementing the Positive Discipline model.

School Description and Plan to Achieve Goals

View Ridge resides in a lovely neighborhood and is known for housing a variety of programs and services. We are known as the View Ridge Otters. Our school population continues to increase and we continue to address best ways to serve all students. We have a strong and active parent population that works together to support students, staff and families. One of our highlights is a commitment to the arts as celebrated through our Family Arts Nights encompassing a variety of venues featuring art, music, movement, technology and featured artists. Our librarian coordinates visiting authors and our intermediate grades participate in the Writers in the Schools program, working closely with a resident poet. Our PTA sponsors numerous community events and makes significant contributions to the school and staff. In reading and math, our staff regularly assess students and use data to inform instruction. Staff have been trained in Readers and Writers workshop and participate in a variety of professional development opportunities. We are implementing the Positive Discipline model, addressing school climate. We have a school intervention team that closely monitors student progress and provides additional support. We are proud of a high level of sustained academic achievement. The View Ridge staff is highly collaborative and works hard to meet the needs of students.

Annual Budget Report

2012-2013 Percent of School Funding



All financial data are from the 2012-13 recommended budget.

Total 2012-2013 School Budget:

\$3,549,059

Projected 2012-13 Student Enrollment:

588

Per-Student Funding:

\$6,036

Invitation to Participate

One of the goals of having School Reports is to support our families as critical partners with us in your student's academic success. To get involved, please share this information with your friends and neighbors, visit your child's school, or consider talking to your child's teacher or principal about joining the school's Parent Teacher Student Association to shape your school's improvement plan.

District Mission Statement

The mission at Seattle Public Schools is to ensure every student graduates ready for college, career and life.