



# Salmon Bay K-8 School

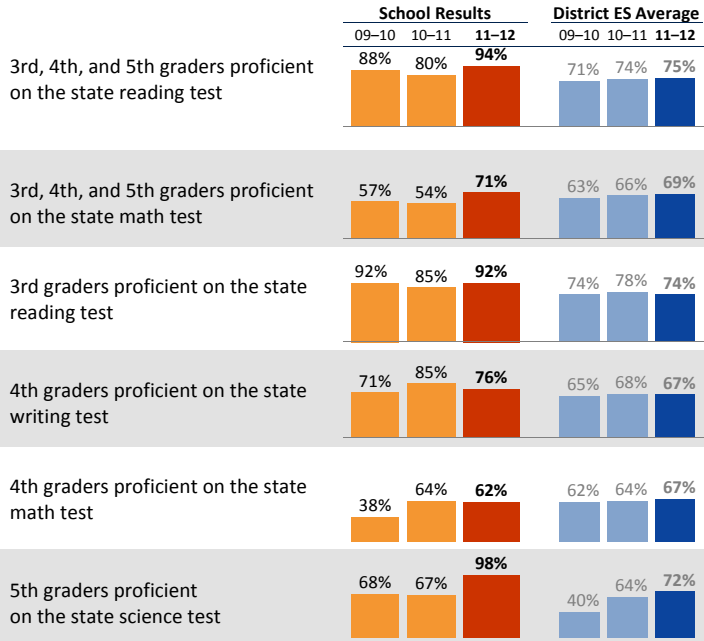
Jennifer Benkovitz, Principal

## School Report for the 2011-2012 (Grades K-5)

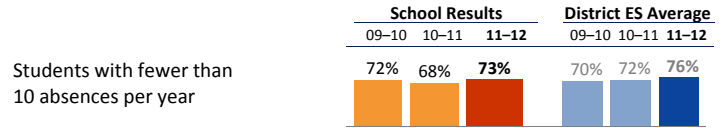
[www.salmonbayschool.org](http://www.salmonbayschool.org)

**2011-2012 School Year**  
 # Students: 263  
 # Teachers: 40 # Other Staff: 13  
 Average class size: 26  
 Average daily attendance: 94.6%  
 Student mobility: 2%

### Student Achievement



### Attendance



### Accountability and School Performance

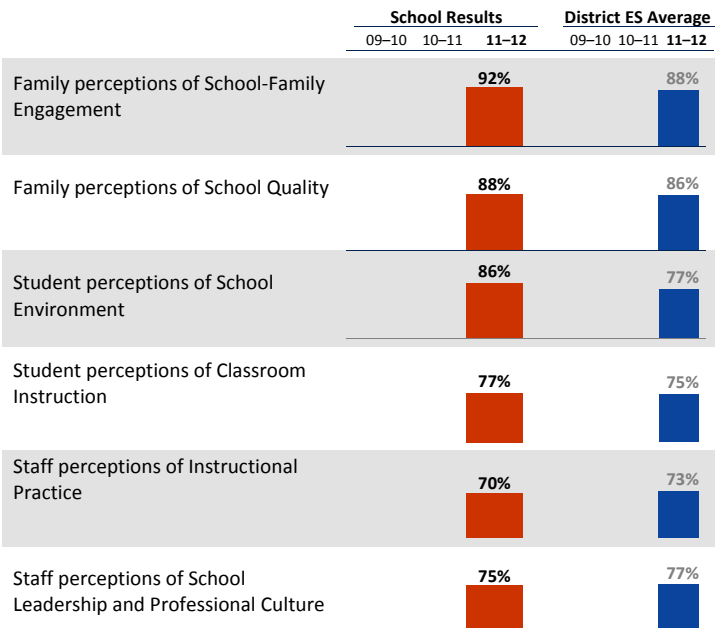
Seattle Public Schools Segmentation Level: **Level 5**

Annual Measurable Objective (AMO) target for Reading: **On/Above**

Annual Measurable Objective (AMO) target for Math: **Below**

### Student, Family, and Staff School Climate Survey

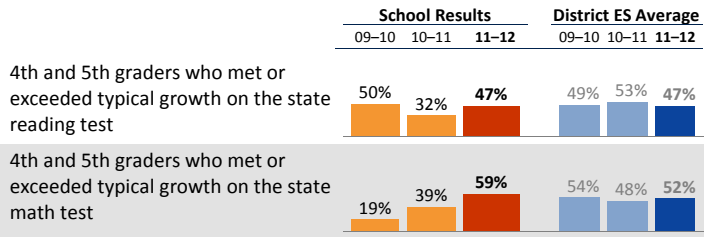
Average Positive Responses



\* Families responding to survey: 33%; Students responding to survey: 93%; Staff responding to survey: 74%

\*\*Reported results for each survey category equal the average positive responses for a subset of questions. Detailed results can be found on the School Reports and Survey page: [http://bit.ly/school\\_reports](http://bit.ly/school_reports)

### Year-to-Year Growth: Following the Same Students

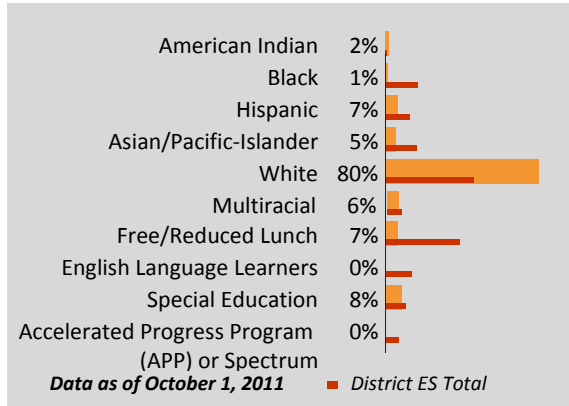


4th and 5th grade English language learner students who met or exceeded typical growth on the state reading test

*Data not available*

This measure shows how much growth students have achieved compared to similar students across the state in the same grade level. The overall metric reported is the percentage of students whose growth was average or above (50th to 99th growth percentile) on the state test. Students are compared to other students in the same grade level across the state with similar test scores in previous years.

### Student Demographics



### Student Proficiency on State Tests

School average compared to District elementary school average

	Reading		Mathematics	
	School	District Avg	School	District Avg
American Indian		54% ↗ 7	37%	↘ 1
Black	41%	48%	↘ 1	38% ↗ 4
Hispanic	75%	↘ 16	60%	↗ 2
Asian/Pacific-Islander		75%	↔	76%
White	97%	↗ 23	89%	↗ 1
Multiracial		78%	↘ 2	35%
Free/Reduced Lunch	83%	↗ 5	56%	↗ 1
Eng. Lang. Learners		32%	↘ 1	32%
Special Education	84%	↗ 4	52%	↗ 1
APP or Spectrum		97%	↘ 2	99%



# Salmon Bay K-8 School

Jennifer Benkovitz, *Principal*

## School Plan & Budget for the 2012-2013 School Year (Grades K-8)

### School Mission Statement

Alternative education at Salmon Bay K-8 means immersing the student in a program that embraces child development as the guiding principle of learning, and builds relationships between kids, teachers, families and communities.

### School Goals

**Literacy:** For 6th - 8th grade students we will increase the percentage of students making gains on the state test from 79.1% to 85.0%.

**Math:** For intermediate students we will increase the percentage of students making gains on the state test from 71% to 75%.

- For 6th - 8th grade students we will increase the percentage of students making gains on the state test from 64.9% to 70%.

**School Climate:** For all students we are in process of gaining base-line data from parents and staff. Fall survey in progress. Spring survey to be conducted.

### School Description and Plan to Achieve Goals

#### Literacy Strategies:

- All 6-8th grade students will receive reading instruction through the CTC reading workshop, implemented by highly qualified teachers, using specific, skill targeted strategies.
- An inclusion model will be implemented with special education, reading support and general education teachers.
- Struggling readers K-2 will be identified and given pull-out and/or inclusion support in reading to bring them to grade level. This practice will be supported with similar instruction by the classroom teacher.

#### Math Strategies:

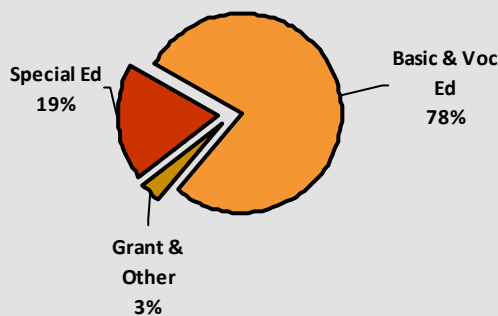
- Based on observations, and learning styles students will receive both specific skill development and test-taking strategies to develop math skills.
- Students will be identified who may have "skills gaps" and be given supplemental materials, either in classroom /school day or after school.

#### Climate Strategy:

- Fall survey to collect parent input regarding mission, vision and values. To be done annually to measure progress.

### Annual Budget Report

2012-2013 Percent of School Funding



All financial data are from the 2012-13 recommended budget.

Total 2012-2013 School Budget:

**\$4,083,533**

Projected 2012-13 Student Enrollment:

**647**

Per-Student Funding:

**\$6,311**

### Invitation to Participate

One of the goals of having School Reports is to support our families as critical partners with us in your student's academic success. To get involved, please share this information with your friends and neighbors, visit your child's school, or consider talking to your child's teacher or principal about joining the school's Building Leadership Team or Parent Teacher Student Association to shape your school's improvement plan.

### District Mission Statement

The mission at Seattle Public Schools is to ensure every student graduates ready for college, career and life.



# Salmon Bay K-8 School

Jennifer Benkovitz, Principal

## School Report for the 2011-2012 (Grades 6-8)

[www.salmonbayschool.org](http://www.salmonbayschool.org)

2011-2012 School Year

# Students: 354

# Teachers: 40 # Other Staff: 13

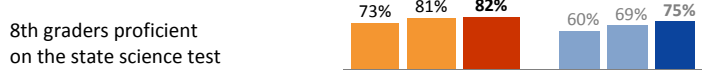
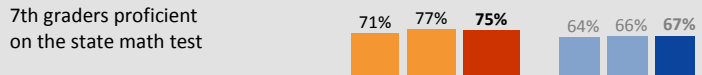
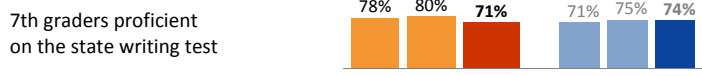
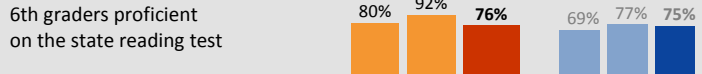
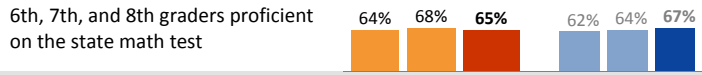
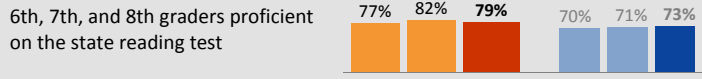
Average class size: 27

Average daily attendance: 94.4%

Student mobility: 4%

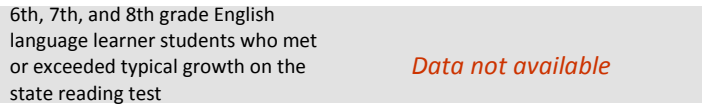
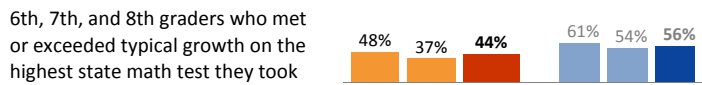
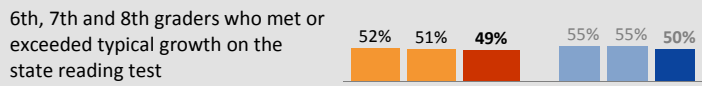
### Student Achievement

School Results			District MS Average		
09-10	10-11	11-12	09-10	10-11	11-12



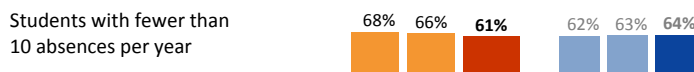
### Year-to-Year Growth: Following the Same Students

School Results			District MS Average		
09-10	10-11	11-12	09-10	10-11	11-12

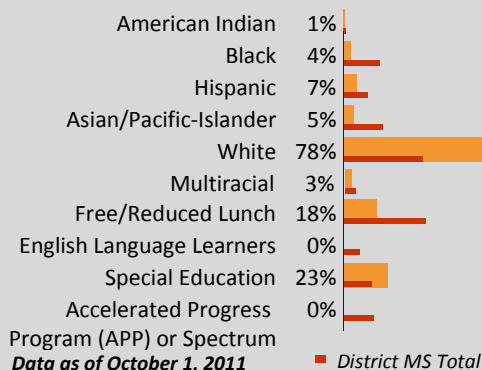


This measure shows how much growth students have achieved compared to similar students across the state in the same grade level. The overall metric reported is the percentage of students whose growth was average or above (50th to 99th growth percentile) on the state test.

### Attendance



### Student Demographics



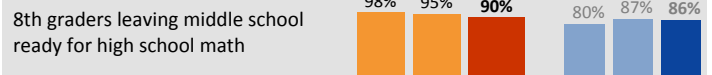
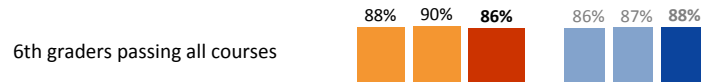
### Accountability and School Performance

Seattle Public Schools Segmentation Level: **Level 5**

Annual Measurable Objective (AMO) target for Reading: **On/Above**

Annual Measurable Objective (AMO) target for Math: **Below**

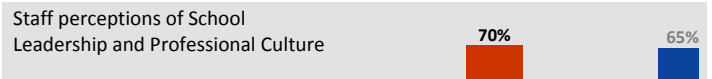

### Prepared for High School Success



### Student, Family, and Staff School Climate Survey

Average Positive Responses

School Results			District MS Average		
09-10	10-11	11-12	09-10	10-11	11-12



\* Families responding to survey: 36%; Students responding to survey: 89%; Staff responding to survey: 74%

\*\*Reported results for each survey category equal the average positive responses for a subset of questions. Detailed results can be found on the School Reports and Survey page: [http://bit.ly/school\\_reports](http://bit.ly/school_reports)

### Student Proficiency on State Tests

School average compared to the District middle school average

	Reading		Mathematics	
	School	District Avg	School	District Avg
American Indian		59% ↗ 2		43% ↘ 2
Black	54%	↘ 18	51%	↗ 1
Hispanic	58%	↘ 9	60%	↗ 4
Asian/Pacific-Islander	81%	↗ 5	76%	↗ 2
White	84%	↘ 2	86%	↗ 2
Multiracial	50%		78%	
Free/Reduced Lunch	66%		75%	
Eng. Lang. Learners		25%		↔
Special Education	54%		44%	↗ 4
APP or Spectrum		99%		↗ 1
				99%



# Salmon Bay K-8 School

Jennifer Benkovitz, *Principal*

## School Plan & Budget for the 2012-2013 School Year (Grades K-8)

### School Mission Statement

Alternative education at Salmon Bay K-8 means immersing the student in a program that embraces child development as the guiding principle of learning, and builds relationships between kids, teachers, families and communities.

### School Goals

**Literacy:** For 6th - 8th grade students we will increase the percentage of students making gains on the state test from 79.1% to 85.0%.

**Math:** For intermediate students we will increase the percentage of students making gains on the state test from 71% to 75%.

- For 6th - 8th grade students we will increase the percentage of students making gains on the state test from 64.9% to 70%.

**School Climate:** For all students we are in process of gaining base-line data from parents and staff. Fall survey in progress. Spring survey to be conducted.

### School Description and Plan to Achieve Goals

#### Literacy Strategies:

- All 6-8th grade students will receive reading instruction through the CTC reading workshop, implemented by highly qualified teachers, using specific, skill targeted strategies.
- An inclusion model will be implemented with special education, reading support and general education teachers.
- Struggling readers K-2 will be identified and given pull-out and/or inclusion support in reading to bring them to grade level. This practice will be supported with similar instruction by the classroom teacher.

#### Math Strategies:

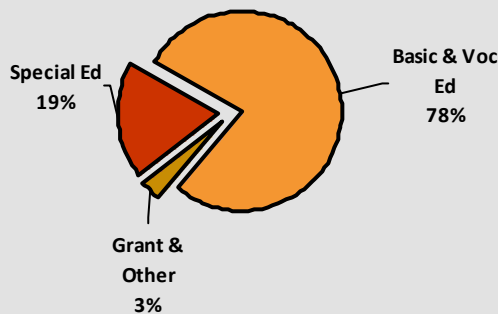
- Based on observations, and learning styles students will receive both specific skill development and test-taking strategies to develop math skills.
- Students will be identified who may have "skills gaps" and be given supplemental materials, either in classroom /school day or after school.

#### Climate Strategy:

- Fall survey to collect parent input regarding mission, vision and values. To be done annually to measure progress.

### Annual Budget Report

2012-2013 Percent of School Funding



*All financial data are from the 2012-13 recommended budget.*

Total 2012-2013 School Budget:

**\$4,083,533**

Projected 2012-13 Student Enrollment:

**647**

Per-Student Funding:

**\$6,311**

### Invitation to Participate

One of the goals of having School Reports is to support our families as critical partners with us in your student's academic success. To get involved, please share this information with your friends and neighbors, visit your child's school, or consider talking to your child's teacher or principal about joining the school's Building Leadership Team or Parent Teacher Student Association to shape your school's improvement plan.

### District Mission Statement

The mission at Seattle Public Schools is to ensure every student graduates ready for college, career and life.