



Roxhill Elementary

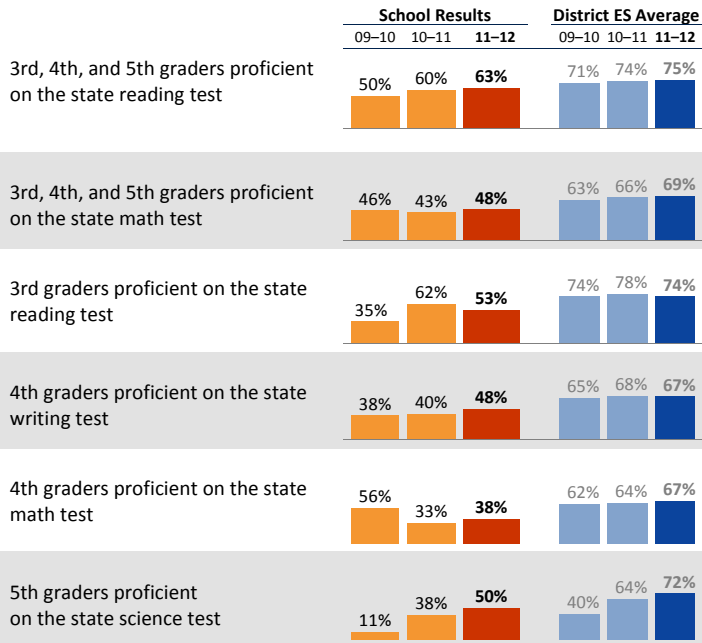
Sahnica Washington, Principal

School Report for the 2011–2012 School Year

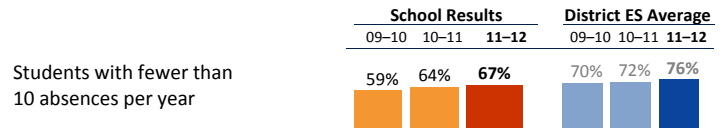
<http://roxhilles.seattleschools.org/>

2011-2012 School Year
 # Students: 377
 # Teachers: 30 # Other Staff: 18
 Average class size: 23
 Average daily attendance: 94.3%
 Student mobility: 14%

Student Achievement



Attendance



Accountability and School Performance

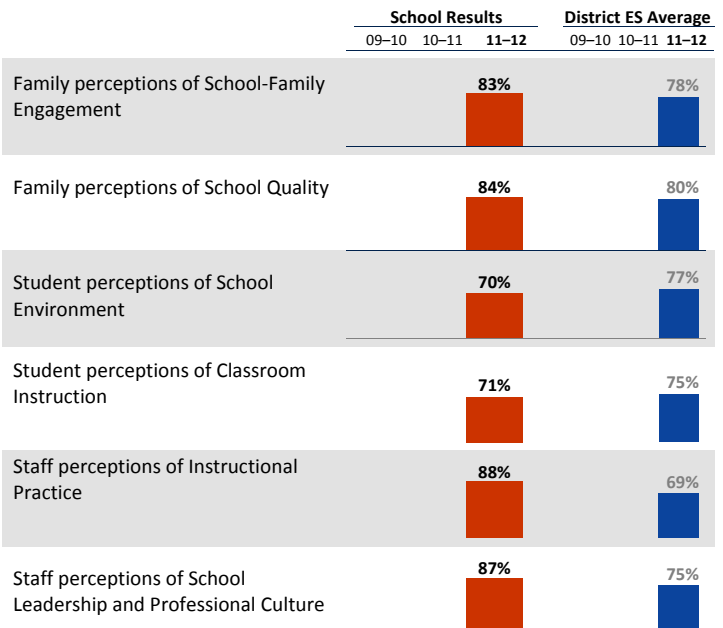
Seattle Public Schools Segmentation Level: **Level 3**

Annual Measurable Objective (AMO) target for Reading: **On/Above**

Annual Measurable Objective (AMO) target for Math: **On/Above**

Student, Family, and Staff School Climate Survey

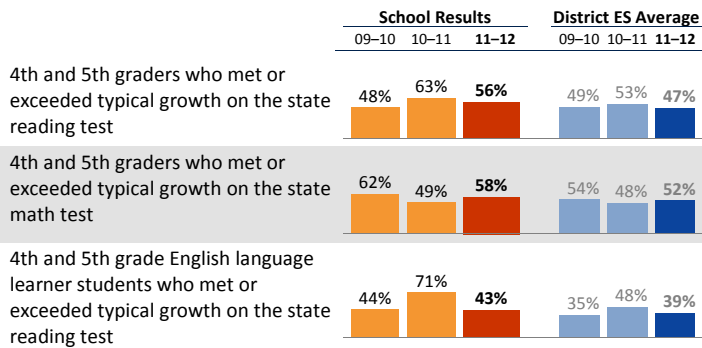
Average Positive Responses



* Families responding to survey: 12%; Students responding to survey: 85%; Staff responding to survey: 94%

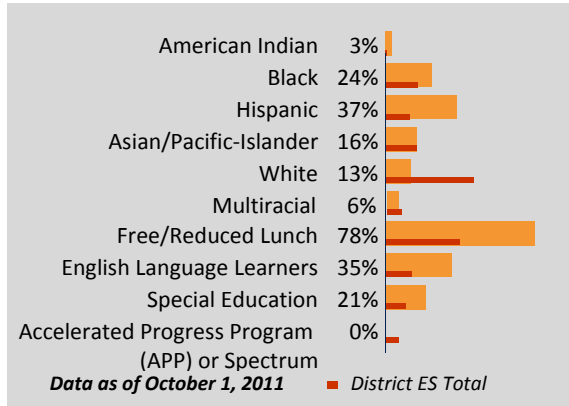
**Reported results for each survey category equal the average positive responses for a subset of questions. Detailed results can be found on the School Reports and Survey page: http://bit.ly/school_reports

Year-to-Year Growth: Following the Same Students



This measure shows how much growth students have achieved compared to similar students across the state in the same grade level. The overall metric reported is the percentage of students whose growth was average or above (50th to 99th growth percentile) on the state test. Students are compared to other students in the same grade level across the state with similar test scores in previous years.

Student Demographics



Student Proficiency on State Tests

School average compared to District elementary school average

	Reading		Mathematics	
	School	District Avg	School	District Avg
American Indian		54% ↗ 7	37%	↘ 1
Black	50%	↗ 5	48%	↘ 1
Hispanic	65%	↗ 13	47%	↗ 11
Asian/Pacific-Islander	65%	↘ 12	75%	↔
White	88%	↗ 9	89%	↗ 1
Multiracial		78%	↘ 2	↗ 1
Free/Reduced Lunch	60%	↗ 7	56%	↗ 1
Eng. Lang. Learners	53%	↗ 3	32%	↘ 1
Special Education	56%	↗ 15	52%	↗ 1
APP or Spectrum		97%	↘ 2	99%



Roxhill Elementary

Sahnica Washington, *Principal*

School Plan & Budget for the 2012-2013 School Year

School Mission Statement

Our mission is to empower and inspire all students to be prepared to excel as life-long learners and be significant and successful contributors in our changing global society. We are dedicated to ensuring that every child is a joyful, enthusiastic learner.

School Goals

- 63% of 3rd- 5th grade students will be proficient on the Math MSP test in May 2013.
- 68 % of 4th- 5th grade students will be proficient on the Reading MSP test in May 2013.
- 59% of ELL students meet or exceed typical growth on the MAP reading assessment in Spring 2013.
- 75% of our K-5th grade students will have fewer than 5 absences (excused or unexcused) in the first trimester and second trimester.

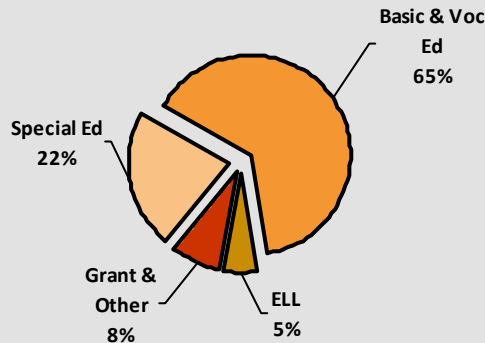
School Description and Plan to Achieve Goals

Roxhill is committed to creating a school environment in which every student feels safe, known, respected and valued and one that provides an excellent education that teaches all students rich core content and 21st century skills. In addition to the classroom instruction that includes best instructional practice, differentiated instruction, intervention and enrichment support, we are embarking on two new endeavors in the 2012-13 school year to better serve our students. We are implementing a grant through the Families and Education Levy with the goal of providing comprehensive, wrap-around support to improve student achievement and school attendance.

Through these new opportunities and the continuation of our past successes, we will accomplish our school goals with the following supports: • Provide differentiated instruction in reading and math for all students. • Teachers meet in PLC's for 6 hours a month to collaborate and, examine ways to deepen instructional practice with student achievement at the center. • Fall and Winter Saturday Academy offers targeted instruction to support reading and math instruction for 3 – 5th graders. • City Year Staff offer before and after school programs as well as academic, behavioral and attendance support. • CARES CUP 2012: aimed at building community and developing scholarly traits and behaviors in preparation for college. • Team Read and University Tutors: one on one after school tutoring. •Communities in School to connect school and home •Neighborcare Health: Provide health care and counseling for students

Annual Budget Report

2012-2013 Percent of School Funding



All financial data are from the 2012-13 recommended budget.

Total 2012-2013 School Budget:

\$3,041,485

Projected 2012-13 Student Enrollment:

381

Per-Student Funding:

\$7,983

Invitation to Participate

Roxhill is committed to families serving as critical partners with us in their student's academic success. To get involved, please share this information with your friends and neighbors, visit your child's school, or consider talking to your child's teacher or principal about joining the school's Building Leadership Team or PTA to shape your school's improvement plan.

District Mission Statement

The mission at Seattle Public Schools is to ensure every student graduates ready for college, career and life.