



Olympic View Elementary

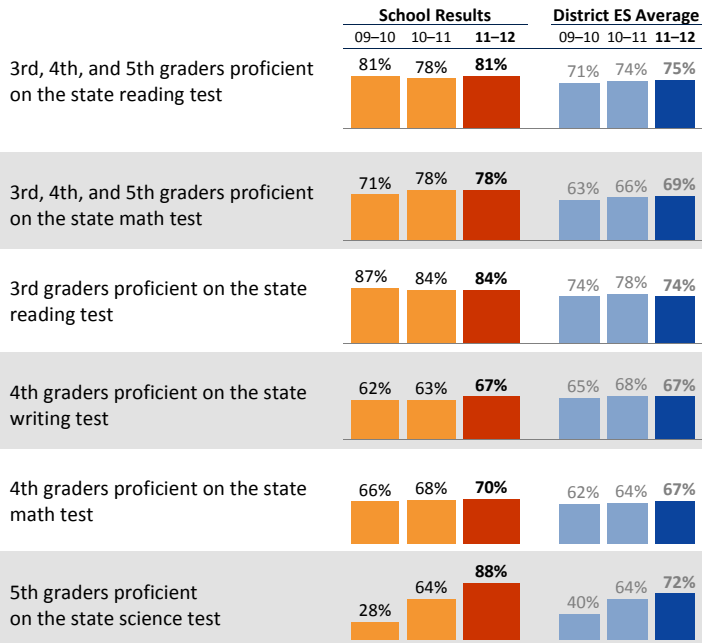
Sandra Powell, Principal

School Report for the 2011–2012 School Year

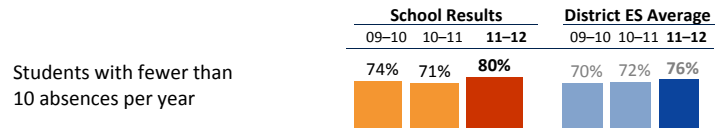
<http://olympicviews.seattleschools.org/>

2011-2012 School Year
 # Students: 469
 # Teachers: 31 # Other Staff: 12
 Average class size: 25
 Average daily attendance: 96.1%
 Student mobility: 11%

Student Achievement



Attendance



Accountability and School Performance

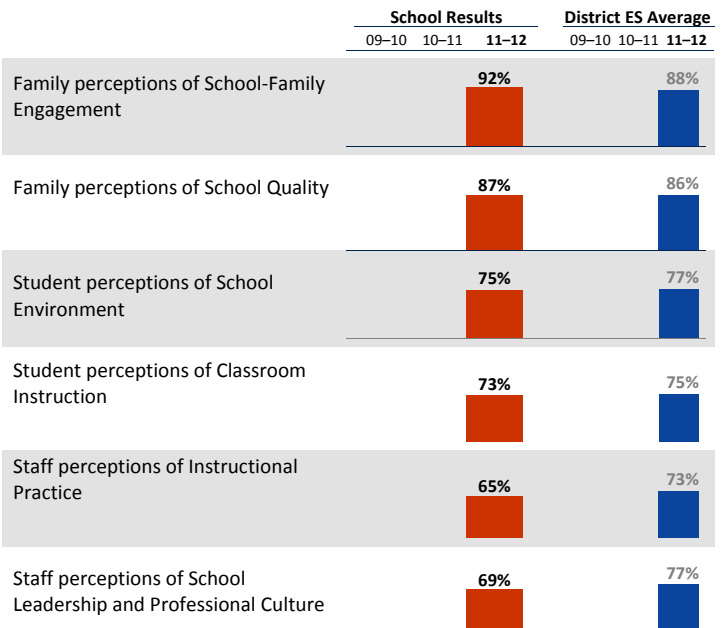
Seattle Public Schools Segmentation Level: **Level 4**

Annual Measurable Objective (AMO) target for Reading: **Below**

Annual Measurable Objective (AMO) target for Math: **Below**

Student, Family, and Staff School Climate Survey

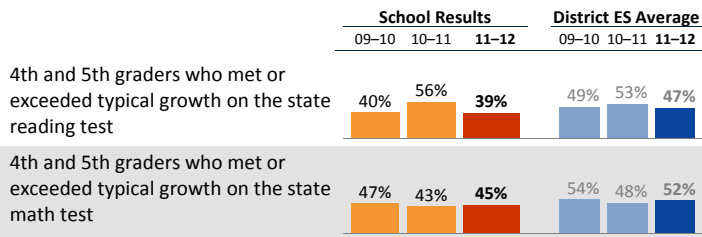
Average Positive Responses



* Families responding to survey: 21%; Students responding to survey: 94%; Staff responding to survey: 100%

**Reported results for each survey category equal the average positive responses for a subset of questions. Detailed results can be found on the School Reports and Survey page: http://bit.ly/school_reports

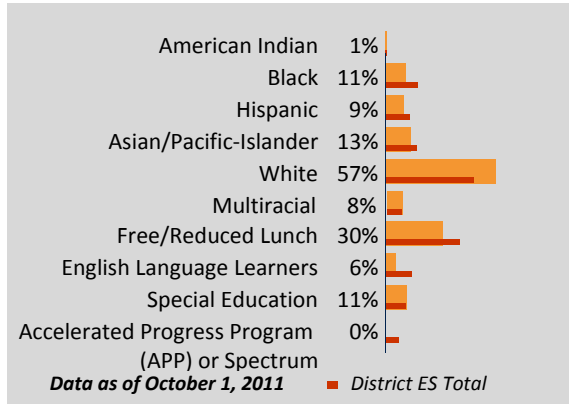
Year-to-Year Growth: Following the Same Students



4th and 5th grade English language learner students who met or exceeded typical growth on the state reading test **Data not available**

This measure shows how much growth students have achieved compared to similar students across the state in the same grade level. The overall metric reported is the percentage of students whose growth was average or above (50th to 99th growth percentile) on the state test. Students are compared to other students in the same grade level across the state with similar test scores in previous years.

Student Demographics



Student Proficiency on State Tests

School average compared to District elementary school average

	Reading		Mathematics	
	School	District Avg	School	District Avg
American Indian		54% ↗ 7	37%	↘ 1
Black	67%	↘ 6	48%	↘ 1
Hispanic	91%	↗ 35	65%	↘ 4
Asian/Pacific-Islander	81%	↗ 1	75%	↔
White	86%	↗ 2	89%	↗ 1
Multiracial	57%	↘ 2	71%	↗ 1
Free/Reduced Lunch	64%	↗ 7	56%	↗ 1
Eng. Lang. Learners		32%	↘ 1	45%
Special Education	76%	↗ 38	52%	↗ 1
APP or Spectrum		97%	↘ 2	99%



Olympic View Elementary

Sandra Powell, *Principal*

School Plan & Budget for the 2012-2013 School Year

School Mission Statement

Olympic View is a community of joyful, active learners who are supported and challenged to reach their full intellectual, social, emotional and physical potential. At Olympic View students, parents and staff experience success every day!

School Goals

- All intermediate students (grades 3-5) will increase their proficiency percentage on the mathematics MSP from **78.924 %** to 85.0%.
- All students will make annual typical growth on the common district mathematics assessment (MAP).
- All intermediate students (grades 3-5) will increase their proficiency percentage on the reading MSP from **78.475 %** to 85.0%.
- All students will make annual typical growth on the common district reading assessment (MAP).

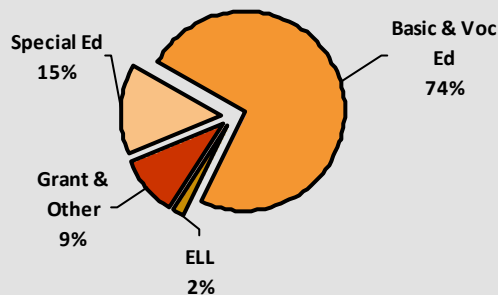
School Description and Plan to Achieve Goals

Olympic View is a K-5 school in the Maple Leaf neighborhood of northeast Seattle. Strong family and community support enables us to provide students with a rigorous, enriching, supportive learning environment. Below are some of the strategies we are using to pursue our academic achievement goals:

- Grade level teams will unpack the standards to define a set of essential learning that students must demonstrate mastery in order to advance to the next level.
- Grade Level teams will unpack the standards that tell what students should know, understand and be able to do (content), how well students must do these things (performance), and which instructional strategies, techniques or recommended activities (curriculum) should be used.
- Grade level teams design performance assessments and tasks that are differentiated based on the individual learner.
- Our schedule supports common planning time daily for teachers, in order to promote collaboration and instructional improvement.
- We assign tutors to work with struggling students to help them master essential concepts and skills
- Our Reading specialist provides pull-out, push-in, and extended day instruction for struggling readers.
- Our school-wide math block for grades 1-5 provides additional opportunities for differentiation, support, and challenge. It enables us to provide small group instruction within grade levels, as well as a "Walk to Math" Advanced Learning Opportunity (ALO) option for students ready to move ahead one grade level in math.

Annual Budget Report

2012-2013 Percent of School Funding



All financial data are from the 2012-13 recommended budget.

Total 2012-2013 School Budget:

\$3,026,760

Projected 2012-13 Student Enrollment:

468

Per-Student Funding:

\$6,467

Invitation to Participate

One of the goals of having School Reports is to support our families as critical partners with us in your student's academic success. To get involved, please share this information with your friends and neighbors, email the principal to ask questions, or get involved as a volunteer or PTA member.

District Mission Statement

The mission at Seattle Public Schools is to ensure every student graduates ready for college, career and life.