



B.F. Day Elementary

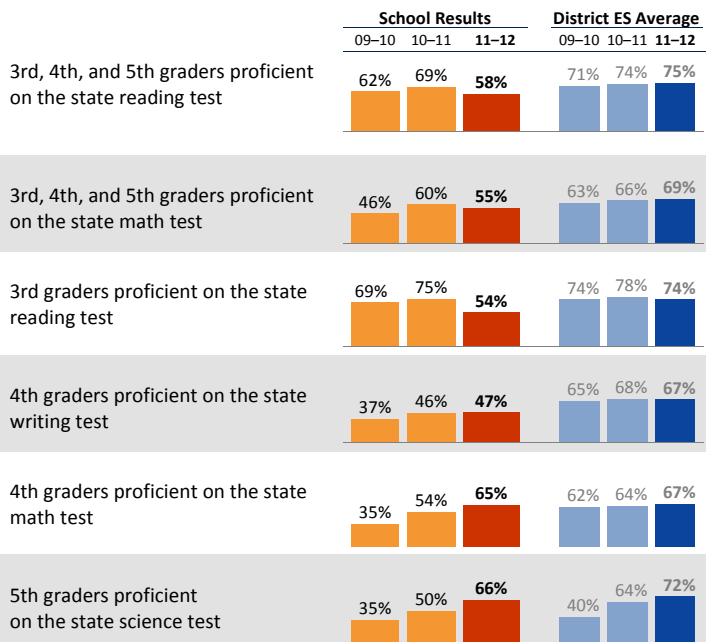
Katie Pearl, Principal

School Report for the 2011–2012 School Year

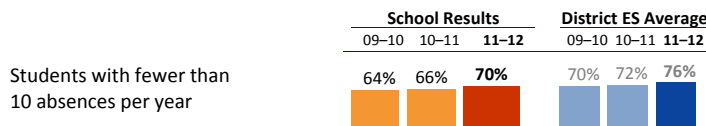
<http://dayes.seattleschools.org/>

2011-2012 School Year
 # Students: 321
 # Teachers: 23 # Other Staff: 11
 Average class size: 21
 Average daily attendance: 94.9%
 Student mobility: 11%

Student Achievement



Attendance



Accountability and School Performance

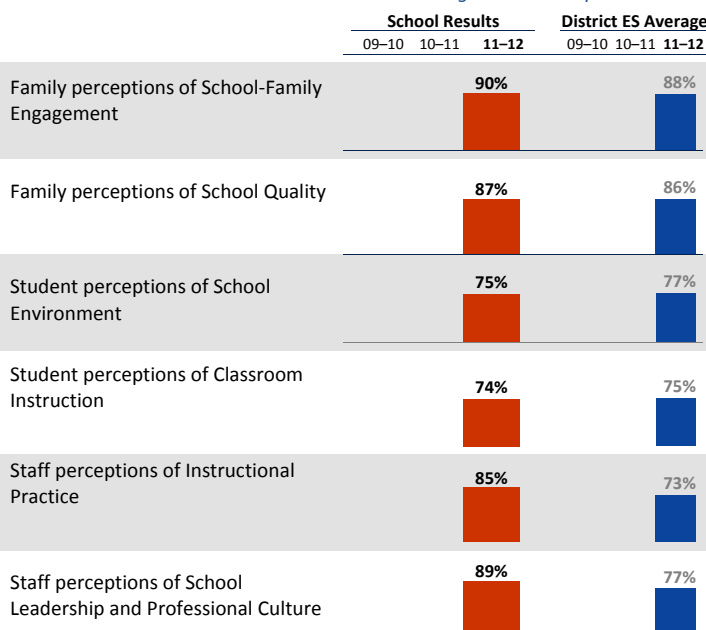
Seattle Public Schools Segmentation Level: **Level 3**

Annual Measurable Objective (AMO) target for Reading: **Below**

Annual Measurable Objective (AMO) target for Math: **Below**

Student, Family, and Staff School Climate Survey

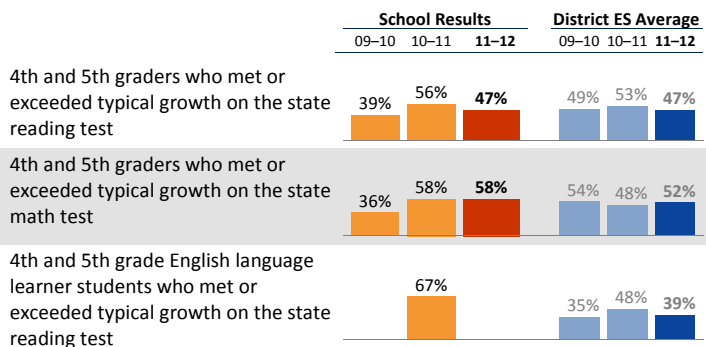
Average Positive Responses



* Families responding to survey: 23%; Students responding to survey: 90%; Staff responding to survey: 100%

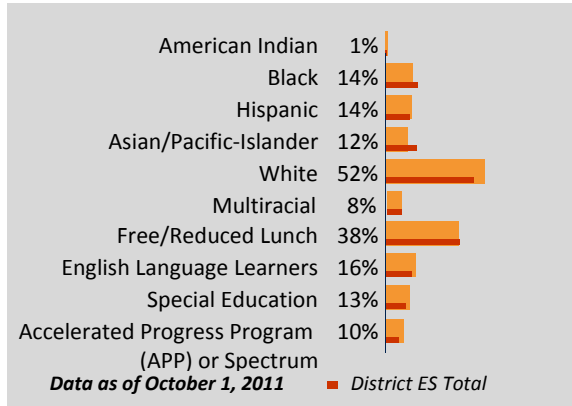
**Reported results for each survey category equal the average positive responses for a subset of questions. Detailed results can be found on the School Reports and Survey page: http://bit.ly/school_reports

Year-to-Year Growth: Following the Same Students



This measure shows how much growth students have achieved compared to similar students across the state in the same grade level. The overall metric reported is the percentage of students whose growth was average or above (50th to 99th growth percentile) on the state test. Students are compared to other students in the same grade level across the state with similar test scores in previous years.

Student Demographics



Student Proficiency on State Tests

School average compared to District elementary school average

	Reading		Mathematics	
	School	District Avg	School	District Avg
American Indian		54% ↗ 7	37%	↘ 1
Black	17%	↘ 28	48%	↘ 1
Hispanic	21%	↘ 29	60%	↗ 2
Asian/Pacific-Islander	67%	↗ 17	75%	↔
White	78%	↘ 4	89%	↗ 1
Multiracial		78%	↘ 2	↗ 1
Free/Reduced Lunch	37%	↘ 10	56%	↗ 1
Eng. Lang. Learners	13%	↘ 9	32%	↘ 1
Special Education	32%	↘ 7	52%	↗ 1
APP or Spectrum	93%	↗ 7	97%	↘ 2
			88%	↘ 3
			99%	↗ 1



B.F. Day Elementary

Katie Pearl, *Principal*

School Plan & Budget for the 2012-2013 School Year

School Mission Statement

B.F. Day is committed to providing a high quality education for all students. Our mission is to provide a strong academic foundation while supporting social growth to support each student's success at B.F. Day, in their communities, as well as in high school, college and beyond.

School Goals

Our specific goals are for students to meet or exceed grade level standards as measured by the state tests as follows:

MATH: To increase the % of students meeting standard from 45% to 65% for 3rd grade, 65% to 75% for 4th grade and 60% to 75% for 5th grade.

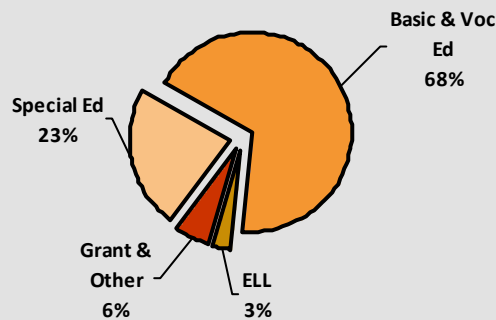
READING: To increase the % of students meeting standard from 55% to 75% for 3rd grade, 60% to 70% for 4th grade, 63% to 73% for 5th grade.

School Description and Plan to Achieve Goals

B.F. Day is known as the Family School and is the oldest continually operating school in the district. We have been graduating students since 1892. We strive to provide a quality education to each student. We offer Art and PE for all students and Instrumental Music for 4th and 5th graders. Several of our students have qualified for Advanced Learning, and we plan the classes to meet their needs. We have Family Dinners periodically during the year and have a strong PTSA which funds a part time vocal music teacher. As we continue to work to improve, we are focused on Math, Writing and Reading. Students who need extra help work in small groups with a part time reading teacher. We also provide one-on-one after-school tutoring to help students with basic math, reading and writing skills. Our Sound Partner tutors work on phonics skills with our primary students who need additional help. Our teachers work together to track student progress and plan lessons around their needs based on classroom assessments and Measurement of Academic Progress (MAP) data. We provide additional support to English Language Learners with a teacher and assistants. We support our special education students in the general education classrooms, ensuring they have the services they need with the support of teachers and assistants. We want all of our students to graduate feeling confident and prepared to succeed in Middle School.

Annual Budget Report

2012-2013 Percent of School Funding



All financial data are from the 2012-13 recommended budget.

Total 2012-2013 School Budget:

\$2,291,445

Projected 2012-13 Student Enrollment:

320

Per-Student Funding:

\$7,161

Invitation to Participate

One of the goals of having School Reports is to support our families as critical partners with us in your student's academic success. To get involved, please share this information with your friends and neighbors. Please visit your school and communicate regularly with your child's teacher and principal. Join the Parent Teacher Student Association to shape your school's improvement plan.

District Mission Statement

The mission at Seattle Public Schools is to ensure every student graduates ready for college, career and life.