



West Seattle High School

Ruth Medsker, Principal



School Report for the 2010–2011 School Year

<http://westseattlehs.seattleschools.org/>

2010-2011 School Year

Students: 1,016

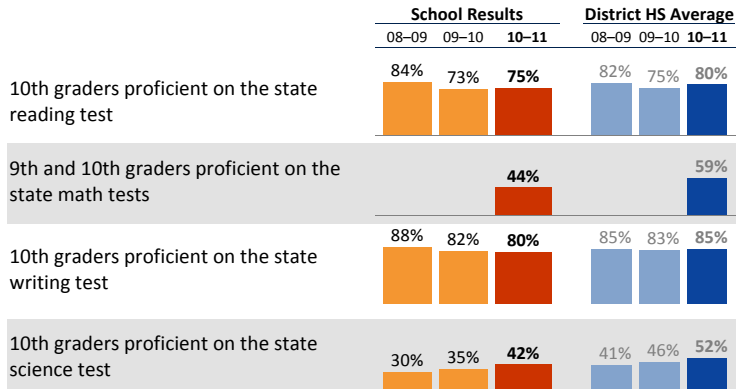
Teachers: 58 # Other Staff: 27

Average class size: 23

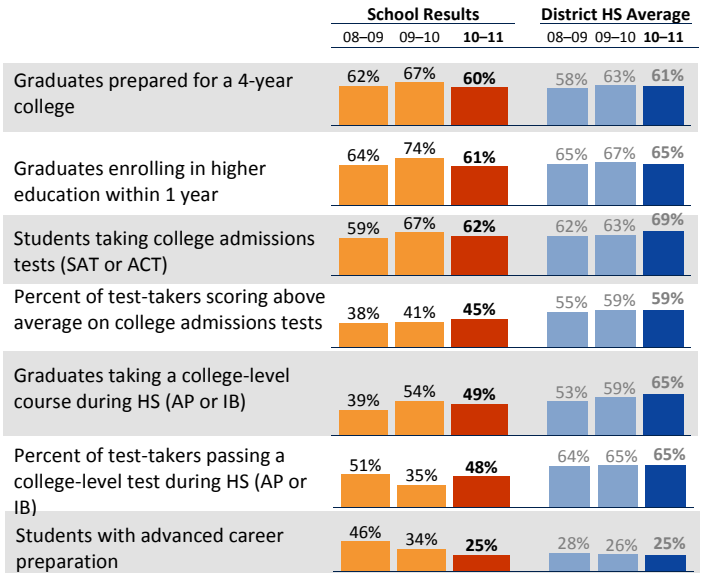
Average daily attendance: 89.3%

Student mobility: 19%

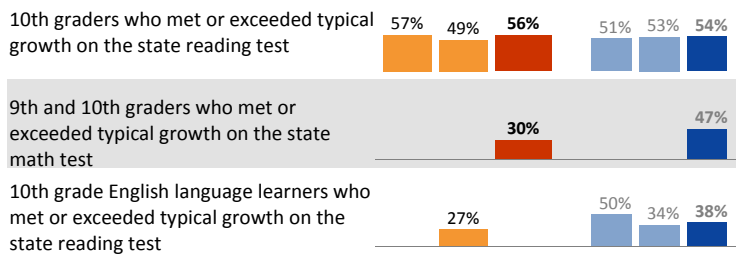
Student Achievement



College and Career Ready

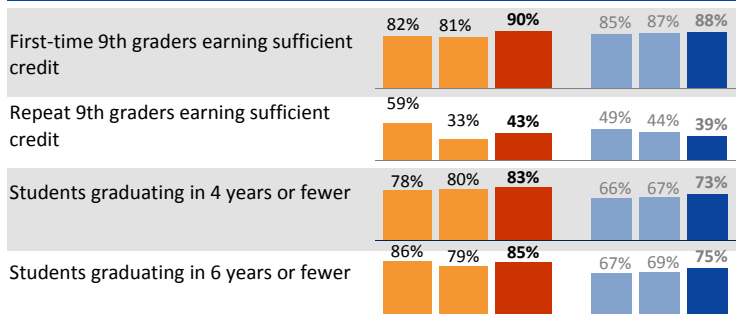


Year-to-Year Growth: Following the Same Students

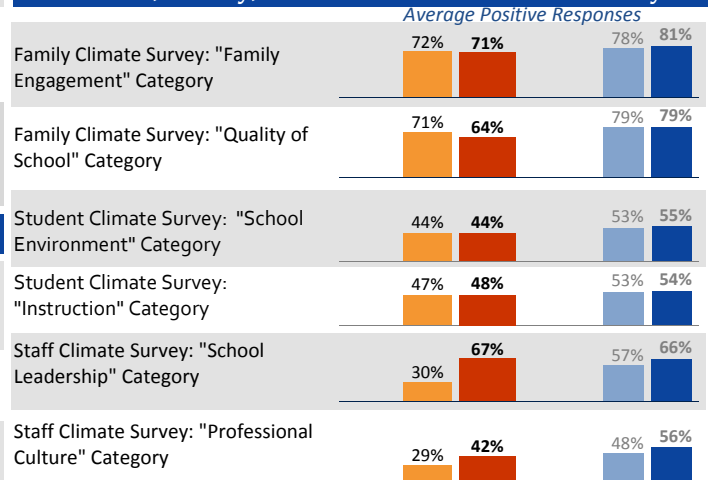


Growth measures compare academic gains from year-to-year for the same group or cohort of students. Students who "met or exceeded typical growth" grew as much (or more) than other students across the state with similar scores in previous years.

On-Track for Graduation



Student, Family, and Staff School Climate Survey



* Families responding to survey: 17%; Students responding to survey: 65%; Staff responding to survey: 71%
 **Reported results for each survey category equal the average positive responses for a subset of questions. Detailed results can be found here: http://bit.ly/school_reports

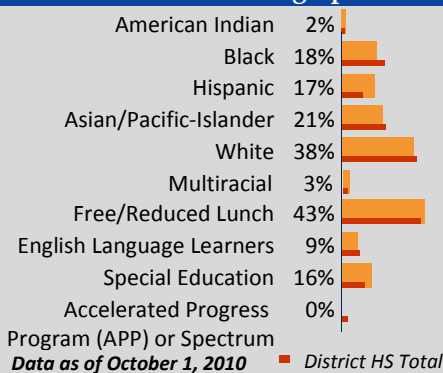
Attendance



Accountability and School Performance

Seattle Public Schools Segmentation Level: **Level 3**
 Federal Adequate Yearly Progress (AYP) Status: **Step 5**
 Percent of Federal AYP criteria met: **66%**

Student Demographics



Student Proficiency on State Tests

School average compared to District high school average

	Reading		Mathematics	
	School	District Avg	School	District Avg
American Indian		75% ↗ 5		38%
Black	60%	↗ 6	63%	↗ 6
Hispanic	73%	↘ 9	68%	↗ 9
Asian/Pacific-Islander	75%	↘ 1	80%	↗ 6
White	88%	↗ 12	93%	↗ 4
Multiracial	70%		84%	
Free/Reduced Lunch	69%	↗ 6	68%	↗ 8
Eng. Lang. Learners	22%	↗ 14	26%	↗ 9
Special Education	47%	↗ 3	55%	↗ 8
APP or Spectrum		100%	↗ 1	100%



West Seattle High School

Ruth Medsker, *Principal*

School Plan & Budget for the 2011-2012 School Year

School Mission Statement

West Seattle High School strives to help every student graduate on time with a plan for college, work and life. We personalize education for each student. Staff, families, and community work collaboratively to promote a positive learning community.

School Goals

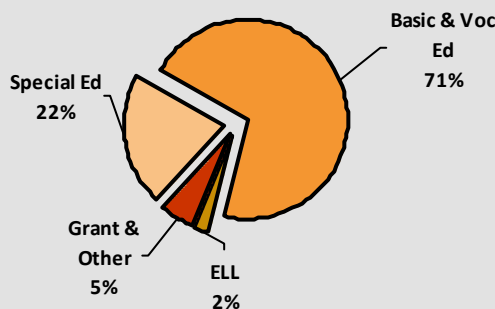
Raise Reading HSPE from 75.9% to 80% • Raise Writing HSPE from 80.2 to 85% Raise Algebra EoC from 48.7% to 55% • Raise Geometry EoC from 53.3% to 60% Raise Science HSPE from 41.7% to 60% • Decrease the number of unexcused and missing HSPE/EoC scores to zero • Increase student participation in extracurricular tutoring/support activities • Increase “teacher expects me to work hard” from 55% to 72%

School Description and Plan to Achieve Goals

WSHS is steeped in tradition and has strong community support. We offer a full range of courses to challenge our students and prepare them for competitive post-high school options. Our rates for graduation and enrollment in higher education continue to be higher than the district average. To meet our school goals we are implementing the following strategies: students with grades lower than a C will be assigned to Mandatory After School Help (MASH); City Year volunteers are promoting a school-wide culture of learning and mentoring/supporting selected students; Back on Track and Focus classes have been established for credit retrieval and skill recovery; Online credit retrieval with weekly support is available; Link Crew is providing support to 9th graders and is building leadership in upper grades. **MATH:** Intensified Algebra class to bring students up to standard; Math Studio days to assist teachers in designing lessons and refining instructional practices. **READING:** Reading Apprenticeship to teach strategies for reading fiction and non-fiction; increase the number of informational texts used; Links to Learning for individual student practice. **WRITING:** Use the Six Traits writing model for instruction and evaluation; instruction in introductions, conclusions, elaboration, and revision. **SCIENCE:** Align curricula to the End of Course (EoC) exam; Biology EoC preparation and support for English Language learners and IEP students. All staff participate in Professional Learning Communities focused on improving student engagement.

Annual Budget Report

2011-2012 Percent of School Funding



All financial data are from the 2011-12 recommended budget.

Total 2011-2012 School Budget:

\$6,794,586

Projected 2011-12 Student Enrollment:

945

Per-Student Funding:

\$7,190

Invitation to Participate

Families are critical partners in student's academic success. We encourage you to stay informed with our website westseattlehs.seattleschools.org. There will be four principal coffee chats to share data about the school and listen to feedback on the school's strategies for improvement. 9/20, 11/30, 1/31, 3/29.

District Mission Statement

The mission at Seattle Public Schools is to ensure every student graduates ready for college, career and life.