



View Ridge Elementary

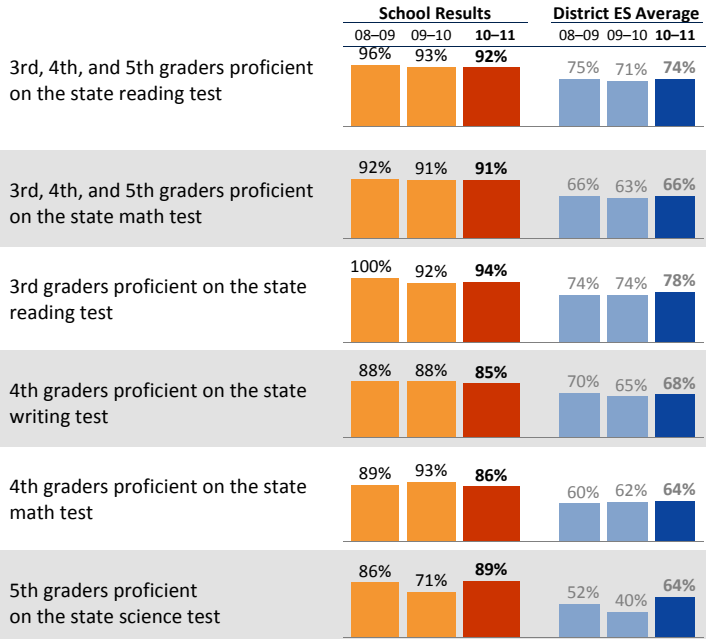
Terri Skjei, Principal

School Report for the 2010–2011 School Year

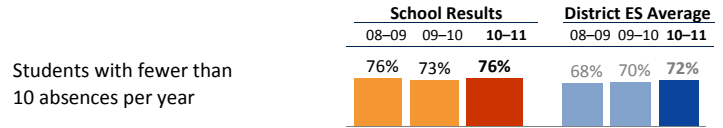
<http://viewridgees.seattleschools.org>

2010-2011 School Year
 # Students: 546
 # Teachers: 34 # Other Staff: 13
 Average class size: 25
 Average daily attendance: 95.8%
 Student mobility: 6%

Student Achievement



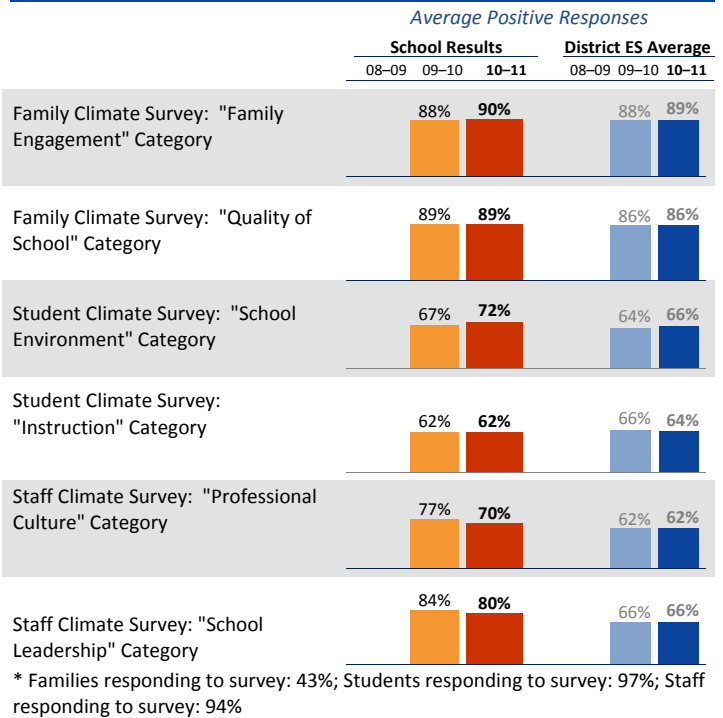
Attendance



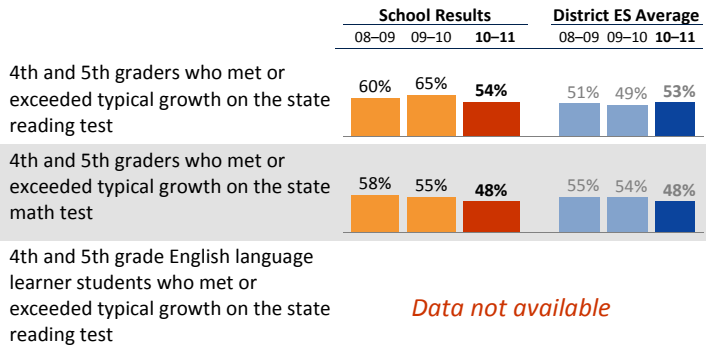
Accountability and School Performance

Seattle Public Schools Segmentation Level: **Level 4**
 Federal Adequate Yearly Progress (AYP) Status: **Not in Improvement**
 Percent of Federal AYP criteria met: **100%**

Student, Family, and Staff School Climate Survey



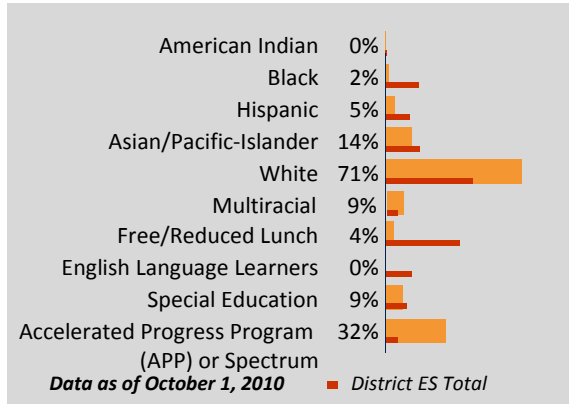
Year-to-Year Growth: Following the Same Students



Growth measures compare academic gains from year-to-year for the same group or cohort of students. Students who "met or exceeded typical growth" grew as much (or more) than other students across the state with similar test scores in previous years.

**Reported results for each survey category equal the average positive responses for a subset of questions. Detailed results can be found on the School Reports and Survey page: http://bit.ly/school_reports

Student Demographics



Student Proficiency on State Tests

School average compared to District elementary school average

	Reading		Mathematics	
	School	District Avg	School	District Avg
American Indian		47% ↘ 6	38%	↘ 1
Black		49% ↗ 2	34%	↗ 1
Hispanic	82%	57% ↗ 3	91%	↗ 2
Asian/Pacific-Islander	97% ↘ 1	75% ↗ 2	100%	↗ 2
White	92%	↔	88%	↗ 2
Multiracial	100%	81%	94%	↘ 1
Free/Reduced Lunch	50%	55%	58%	↗ 4
Eng. Lang. Learners		33%	27%	↗ 6
Special Education	62%	↘ 11	58%	↘ 1
APP or Spectrum	100%	99%	99%	↘ 1



View Ridge Elementary

Terri Skjei, *Principal*

School Plan & Budget for the 2011-2012 School Year

School Mission Statement

The purpose of View Ridge Elementary School is to provide a challenging curriculum with emphasis on the basic academic skills and the arts, that meets the needs of all students. Through collaboration and continued parental/community involvement, students of all ethnicities will demonstrate confidence and a strong positive mental attitude.

School Goals

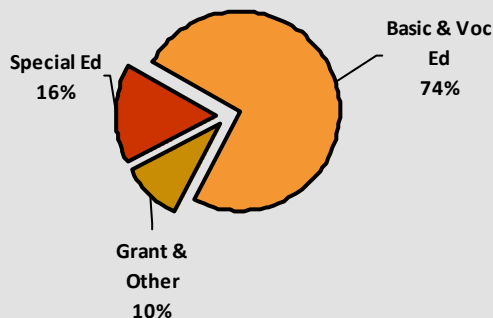
We will use classroom based assessments and the Measurement of Academic Progress data to guide our instruction. Our goals in math are that 95% of students in grade 3 will meet proficiency on the state (Measurement of Student Progress) assessment, 88% in grade 4, and 95% in grade 5. In reading, 94% of students in grade 3 will meet proficiency, 90% in grade 4 and 95% in grade 5. In writing, 88% of 4th grade students will meet proficiency. In science, 90% of our 5th grade students will meet proficiency. In addition we have a school-wide focus on implementing the Positive Discipline model.

School Description and Plan to Achieve Goals

View Ridge resides in a lovely neighborhood and is known for housing a variety of programs and services. We are known as the View Ridge Otters. Our school population continues to increase and we continue to address best ways to serve all students. We have a strong and active parent population that works together to support students, staff and families. One of our highlights is a commitment to the arts as celebrated through our Family Arts Nights encompassing a variety of venues featuring art, music, movement, technology and featured artists. Our librarian coordinates visiting authors and our intermediate grades participate in the Writers in the Schools program, working closely with a resident poet. Our PTA sponsors numerous community events and makes significant contributions to the school and staff. In reading and math, our staff regularly assess students and use data to inform instruction. Staff have been trained in Readers and Writers workshop and participate in a variety of professional development opportunities. We are implementing the Positive Discipline model, addressing school climate. We have a school intervention team that closely monitors student progress and provides additional support. We are proud of a high level of sustained academic achievement. The View Ridge staff is highly collaborative and works hard to meet the needs of students.

Annual Budget Report

2011-2012 Percent of School Funding



All financial data are from the 2011-12 recommended budget.

Total 2011-2012 School Budget:

\$3,494,046

Projected 2011-12 Student Enrollment:

553

Per-Student Funding:

\$6,318

Invitation to Participate

One of the goals of having School Reports is to support our families as critical partners with us in your student's academic success. To get involved, please share this information with your friends and neighbors, visit your child's school, or consider talking to your child's teacher or principal about joining the school's Parent Teacher Student Association to shape your school's improvement plan.

District Mission Statement

The mission at Seattle Public Schools is to ensure every student graduates ready for college, career and life.