



South Shore PK-8 School

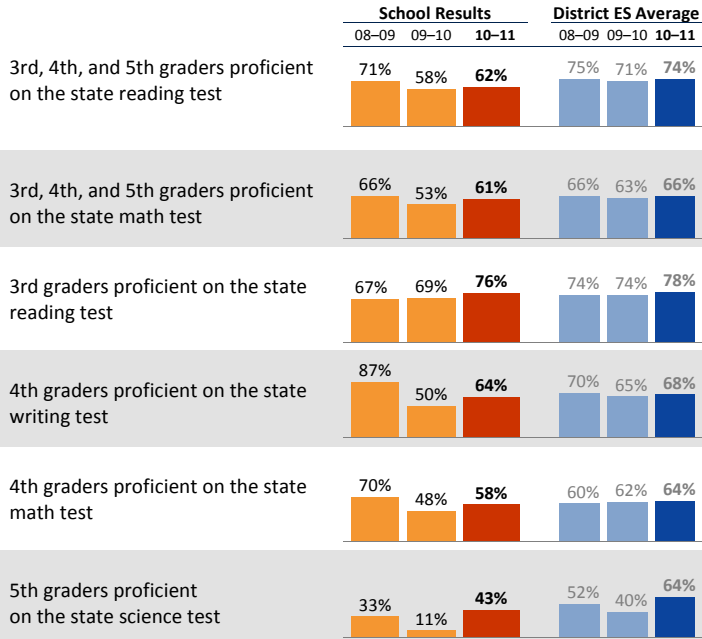
Keisha Scarlett, Principal

School Report for the 2010–2011 (Grades K–5)

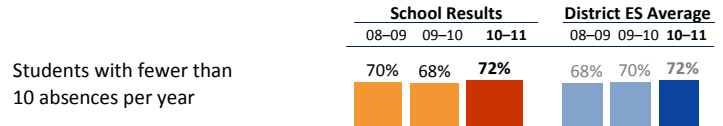
sites.google.com/site/southshoreseadragons

2010-2011 School Year
 # Students: 395
 # Teachers: 48 # Other Staff: 23
 Average class size: 21
 Average daily attendance: 95.0%
 Student mobility: 5%

Student Achievement



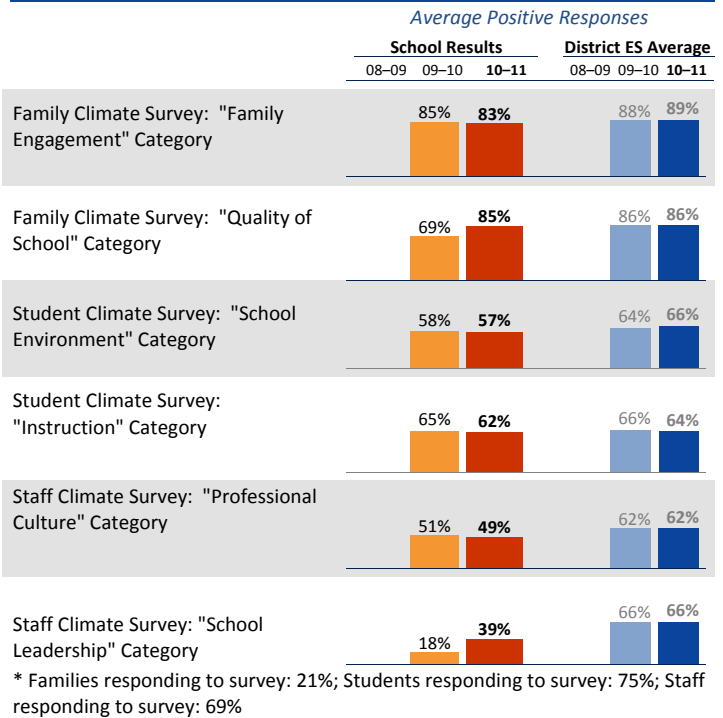
Attendance



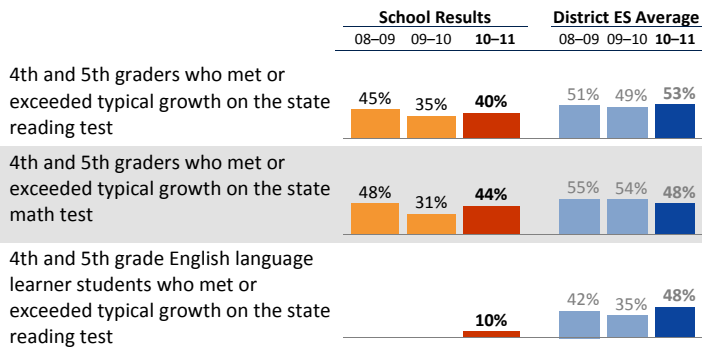
Accountability and School Performance

Seattle Public Schools Segmentation Level: **Level 3**
 Federal Adequate Yearly Progress (AYP) Status: **Step 1**
 Percent of Federal AYP criteria met: **79%**

Student, Family, and Staff School Climate Survey

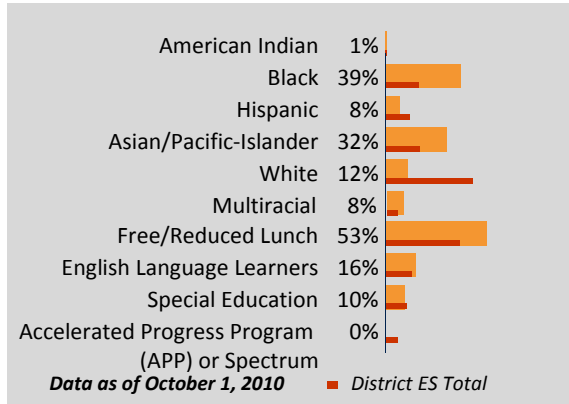


Year-to-Year Growth: Following the Same Students



Growth measures compare academic gains from year-to-year for the same group or cohort of students. Students who "met or exceeded typical growth" grew as much (or more) than other students across the state with similar test scores in previous years.

Student Demographics



Student Proficiency on State Tests

School average compared to District elementary school average

	Reading		Mathematics	
	School	District Avg	School	District Avg
American Indian		47% ↘ 6	38%	↘ 1
Black	45%	↘ 1	49%	↗ 2
Hispanic	53%	↗ 7	57%	↗ 3
Asian/Pacific-Islander	75%	↗ 2	79%	↗ 6
White	92%	↗ 8	88%	↗ 2
Multiracial	75%	81%	81%	↔
Free/Reduced Lunch	51%	↗ 5	55%	↗ 4
Eng. Lang. Learners	22%	↘ 6	33%	↗ 6
Special Education	32%	↘ 7	50%	↗ 2
APP or Spectrum		99%	↗ 1	98%

**Reported results for each survey category equal the average positive responses for a subset of questions. Detailed results can be found on the School Reports and Survey page: http://bit.ly/school_reports



South Shore PK-8 School

Keisha Scarlett, *Principal*

School Plan & Budget for the 2011-2012 School Year (Grades K-8)

School Mission Statement

We view each child as a bright spirit on a magnificent journey in our quest to contribute powerfully to the healing of humanity and Mother Earth. Our learning and teaching community aspires to balance academic excellence with social, emotional, and physical well-being.

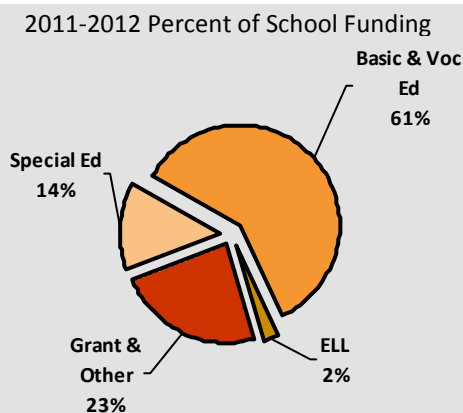
School Goals

We will increase the percentage of Grade 3-5 students proficient on the state reading test from 63% to 75%. We will increase the % Grade 6-8 students proficient on the state reading test from 62% to 75%. We will focus on closing the gap amongst our Black students in Reading, by increasing the percentage of Grades 3-5 students proficient on the state mathematics test from 41% to 50%; Grades 6-8 students proficient on state mathematics test from 36% to 50%.

School Description and Plan to Achieve Goals

Math: We will provide before and after school mathematics program for Level 1 and 2 students using Dream Box computerized mathematics intervention program to build conceptual understanding and fluency. We will offer multiage middle school double dose mathematics lab classes for students who are at a Level 1 and 2 on the MSP, using the Saxon 4 & 5 mathematics curriculum and a consistent problem solving approach to strengthen students problem solving, conceptual understanding and fluency. A longer school day for 5th grade students will be used to focus on "Numbers Talks" strengthen classroom conversation around mental computation problems. **Reading:** Reader's Workshop will be implemented across K-8. Following the TC Curriculum Calendar, teachers will implement a mini lesson/launch, independent and partner practice, conferring and strategy groups daily. Comprehensive professional development for all staff including initial Workshop training, lab site visits, Professional Learning Communities, on site support and TC staff development. Using the TC Running Records, teachers will support students understanding of their reading level (A-Z) and their strategic goals for growing to a new level (96-98% proficiency). Literacy non-negotiable in all classrooms will include (and will be differentiated around developmental milestones): accountable student talk, 90% student engagement, exit ticket/evidence of learning, TC running records, daily conferring, components of balanced literacy and reader's workshop.

Annual Budget Report



All financial data are from the 2011-12 recommended budget.

Total 2011-2012 School Budget: **\$5,527,288**

Projected 2011-12 Student Enrollment: **624**

Per-Student Funding: **\$8,858**

Invitation to Participate

One of the goals of having School Reports is to support our families as critical partners with us in your student's academic success. To get involved, please share this information with your friends and neighbors, visit your child's school, or consider talking to your child's teacher or principal about joining the school's Building Leadership Team or Parent Teacher Student Association to shape your school's improvement plan.

District Mission Statement

The mission at Seattle Public Schools is to ensure every student graduates ready for college, career and life.



South Shore PK-8 School

Keisha Scarlett, Principal

School Report for the 2010–2011 (Grades 6–8)

sites.google.com/site/southshoreseadragons

2010-2011 School Year

Students: 206

Teachers: 48 # Other Staff: 23


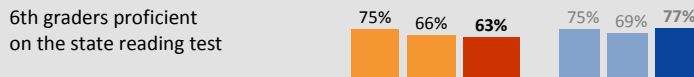
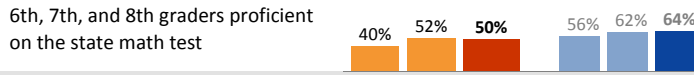
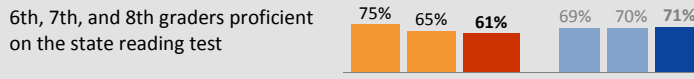
Average class size: 25

Average daily attendance: 93.5%

Student mobility: 9%

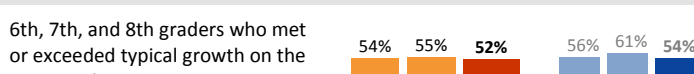
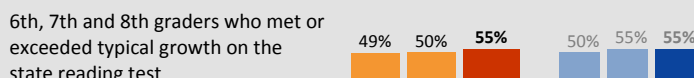
Student Achievement

School Results			District MS Average		
08-09	09-10	10-11	08-09	09-10	10-11



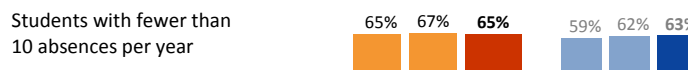
Year-to-Year Growth: Following the Same Students

School Results			District MS Average		
08-09	09-10	10-11	08-09	09-10	10-11




Growth measures compare academic gains from year-to-year for the same group or cohort of students. Students who "met or exceeded typical growth" grew as much (or more) than other students across the state with similar test scores in previous years.

Attendance



Student Demographics




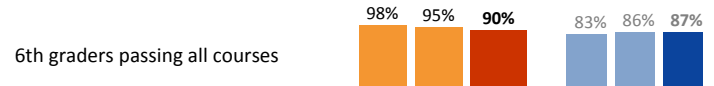
Accountability and School Performance

Seattle Public Schools Segmentation Level: **Level 3**

Federal Adequate Yearly Progress (AYP) Status: **Step 1**

Percent of Federal AYP criteria met: **79%**




Prepared for High School Success



Student, Family, and Staff School Climate Survey

Average Positive Responses

School Results			District MS Average		
08-09	09-10	10-11	08-09	09-10	10-11



* Families responding to survey: 15%; Students responding to survey: 100%; Staff responding to survey: 69%

** Reported results for each survey category equal the average positive responses for a subset of questions. Detailed results can be found on the School Reports and Survey page: http://bit.ly/school_reports

Student Proficiency on State Tests

School average compared to the District middle school average

	Reading		Mathematics	
	School	District Avg	School	District Avg
American Indian		57% ↘ 1		47% ↘ 3
Black	52% ↔	50% ↗ 1	38% ↗ 3	37% ↗ 5
Hispanic	70% ↗ 3	56% ↔	65% ↗ 15	50% ↗ 7
Asian/Pacific-Islander	66% ↘ 12	74% ↗ 2	66% ↘ 15	76% ↗ 4
White		83% ↔		82% ↗ 5
Multiracial	71%	78%	29%	71%
Free/Reduced Lunch	56% ↘ 5	56% ↗ 2	45% ↗ 1	49% ↗ 7
Eng. Lang. Learners	20%	26% ↗ 6	20%	31% ↗ 10
Special Education	45% ↘ 2	46% ↗ 7	4%	31% ↗ 7
APP or Spectrum		98% ↔		99% ↔



South Shore PK-8 School

Keisha Scarlett, *Principal*

School Plan & Budget for the 2011-2012 School Year (Grades K-8)

School Mission Statement

We view each child as a bright spirit on a magnificent journey in our quest to contribute powerfully to the healing of humanity and Mother Earth. Our learning and teaching community aspires to balance academic excellence with social, emotional, and physical well-being.

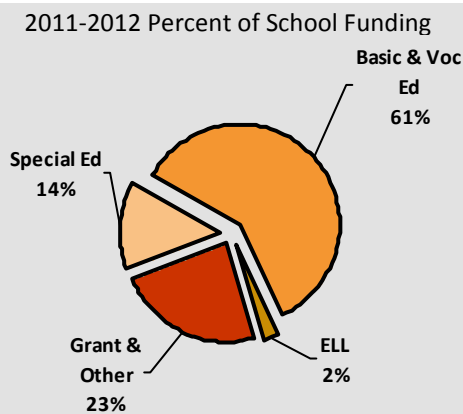
School Goals

We will increase the percentage of Grade 3-5 students proficient on the state reading test from 63% to 75%. We will increase the % Grade 6-8 students proficient on the state reading test from 62% to 75%. We will focus on closing the gap amongst our Black students in Reading, by increasing the percentage of Grades 3-5 students proficient on the state mathematics test from 41% to 50%; Grades 6-8 students proficient on state mathematics test from 36% to 50%.

School Description and Plan to Achieve Goals

Math: We will provide before and after school mathematics program for Level 1 and 2 students using Dream Box computerized mathematics intervention program to build conceptual understanding and fluency. We will offer multiage middle school double dose mathematics lab classes for students who are at a Level 1 and 2 on the MSP, using the Saxon 4 & 5 mathematics curriculum and a consistent problem solving approach to strengthen students problem solving, conceptual understanding and fluency. A longer school day for 5th grade students will be used to focus on "Numbers Talks" strengthen classroom conversation around mental computation problems. **Reading:** Reader's Workshop will be implemented across K-8. Following the TC Curriculum Calendar, teachers will implement a mini lesson/launch, independent and partner practice, conferring and strategy groups daily. Comprehensive professional development for all staff including initial Workshop training, lab site visits, Professional Learning Communities, on site support and TC staff development. Using the TC Running Records, teachers will support students understanding of their reading level (A-Z) and their strategic goals for growing to a new level (96-98% proficiency). Literacy non-negotiable in all classrooms will include (and will be differentiated around developmental milestones): accountable student talk, 90% student engagement, exit ticket/evidence of learning, TC running records, daily conferring, components of balanced literacy and reader's workshop.

Annual Budget Report



All financial data are from the 2011-12 recommended budget.

Total 2011-2012 School Budget:
\$5,527,288

Projected 2011-12 Student Enrollment:
624
Per-Student Funding:
\$8,858

Invitation to Participate

One of the goals of having School Reports is to support our families as critical partners with us in your student's academic success. To get involved, please share this information with your friends and neighbors, visit your child's school, or consider talking to your child's teacher or principal about joining the school's Building Leadership Team or Parent Teacher Student Association to shape your school's improvement plan.

District Mission Statement

The mission at Seattle Public Schools is to ensure every student graduates ready for college, career and life.