



Queen Anne Elementary

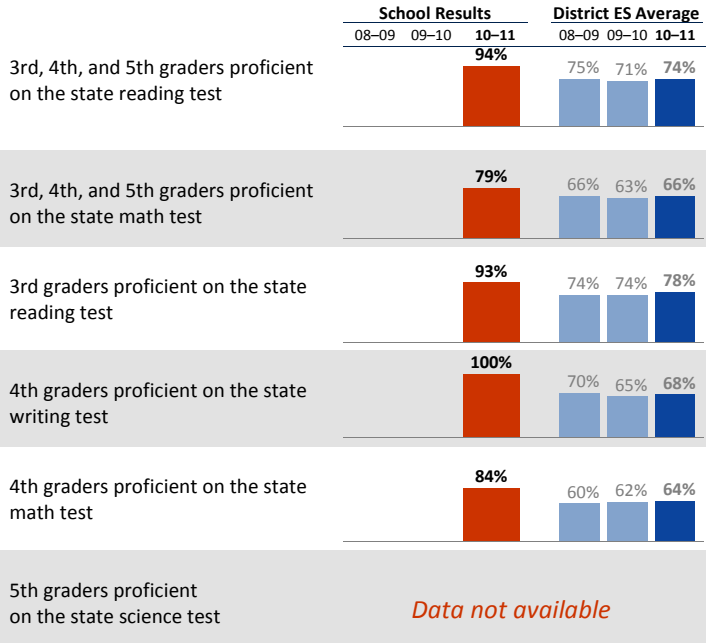
David Elliott, Principal

School Report for the 2010–2011 School Year


<http://www.queenanneelementary.com/>

2010-2011 School Year
 # Students: 113
 # Teachers: 7 # Other Staff: 1
 Average class size: 22
 Average daily attendance: 94.7%
 Student mobility: 4%

Student Achievement



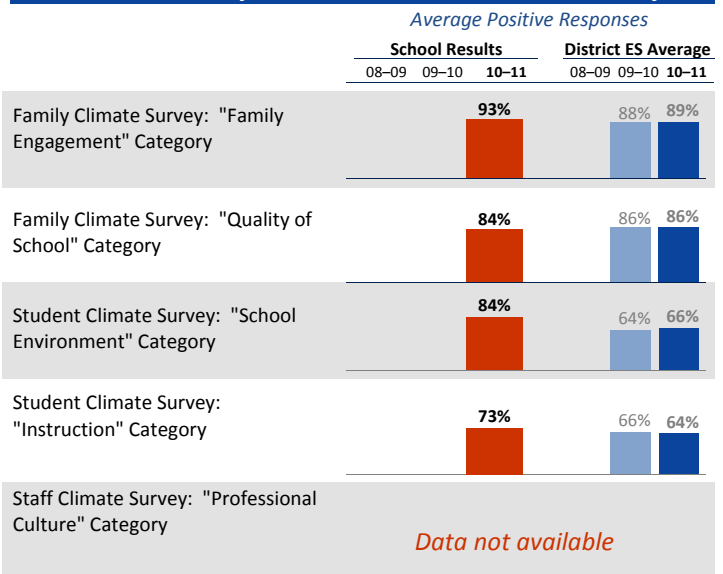
Attendance



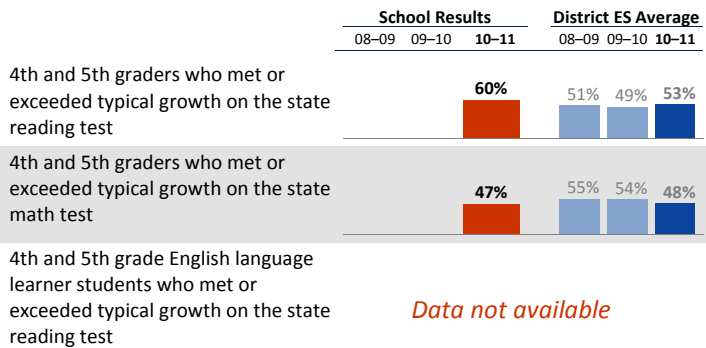
Accountability and School Performance

Seattle Public Schools Segmentation Level: **Level 5**
 Federal Adequate Yearly Progress (AYP) Status: **Not in Improvement**
 Percent of Federal AYP criteria met: **100%**

Student, Family, and Staff School Climate Survey



Year-to-Year Growth: Following the Same Students

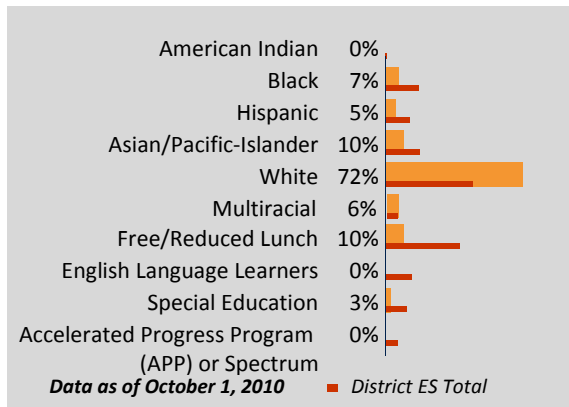


Growth measures compare academic gains from year-to-year for the same group or cohort of students. Students who "met or exceeded typical growth" grew as much (or more) than other students across the state with similar test scores in previous years.

Staff Climate Survey: "School Leadership" Category *Data not available*
 * Families responding to survey: 48%; Students responding to survey: 74%; Staff responding to survey: 100%

**Reported results for each survey category equal the average positive responses for a subset of questions. Detailed results can be found on the School Reports and Survey page: http://bit.ly/school_reports

Student Demographics



Student Proficiency on State Tests

School average compared to District elementary school average

	Reading		Mathematics		
	School	District Avg	School	District Avg	
American Indian		47%	↘ 6	38%	↘ 1
Black		49%	↗ 2	34%	↗ 1
Hispanic		57%	↗ 3	47%	↗ 2
Asian/Pacific-Islander		75%	↗ 2	71%	↘ 1
White	96%	88%	↗ 2	85%	↗ 3
Multiracial		81%		69%	
Free/Reduced Lunch		55%	↗ 4	44%	↗ 1
Eng. Lang. Learners		33%	↗ 6	27%	↘ 2
Special Education		50%	↗ 2	37%	↗ 2
APP or Spectrum		99%	↗ 1	98%	↗ 1



Queen Anne Elementary

David Elliott, *Principal*

School Plan & Budget for the 2011-2012 School Year

School Mission Statement

In our "Envisioning" process we developed "Five Pillars" that define our work as we build a brand new school. They are: We are self-directed learners; We encourage each other to think critically and learn more ; We are concerned, confident and compassionate citizens of the world; We learn everywhere, we learn together; We are creative.

School Goals

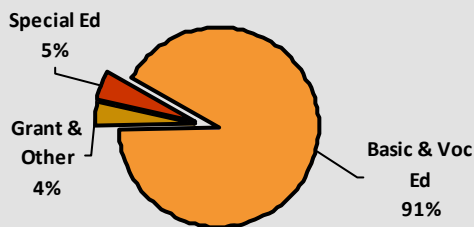
For primary students we will increase the percentage of students meeting or exceeding typical growth on the math MAP test from 90% to 92%. For reading, 95% of 1st and 2nd grade students will meet standard on the DRA, and 100% for third graders. We are researching and beginning to implement a model of Project Based Learning this year as we work to engage all our student in 21st Century Learning skills.

School Description and Plan to Achieve Goals

READING: We will use the Readers Workshop model, incorporating a mini-lesson, independent work and guided reading groups. Students will read "Just Right" books, receive support from our librarian to choose those books and we will educate our parent population to support that leveled reading at home. We have invested in several online resources that will provide support for our readers of all levels. Those include: Reading A-Z, Raz Kids, A Story Before Bed, Accelerated Reader and a wide variety of vocabulary apps for student iPads. All our mobile devices have the ability to record and track student fluency, a model proven effective by the Cupertino School District. We will use the resources of our budget and the PTA to supplement our classroom libraries to provide the materials needed for our students. This will include expanded book purchases, A-Z online and StarFall online. **MATH:** All of our teachers will be instituting the workshop model of EDM this year, supplemented significantly with other resources. This is new to two of our three teachers and we expect a learning curve but we also have several who now have a couple years experience and are modeling for others. We believe that students will be challenged and supported at all levels with this model, including our struggling students and our advanced students. Staff will make use of a variety of online resources; DreamBox, XTRA Math, Kahn Academy, EDM online resources; a variety of iPad and iPod apps and various community math resources to engage and challenge all students. We will also investigate Singapore Math this year as a supplement to EDM and our other resources.

Annual Budget Report

2011-2012 Percent of School Funding



All financial data are from the 2011-12 recommended budget.

Total 2011-2012 School Budget:

\$1,031,349

Projected 2011-12 Student Enrollment:

153

Per-Student Funding:

\$6,741

Invitation to Participate

One of the goals of having School Reports is to support our families as critical partners with us in your student's academic success. To get involved, please share this information with your friends and neighbors, visit your child's school, or consider talking to your child's teacher or principal about joining the school's Building Leadership Team or Parent Teacher Student Association to shape your school's improvement plan.

District Mission Statement

The mission at Seattle Public Schools is to ensure every student graduates ready for college, career and life.