



Pathfinder K-8 School

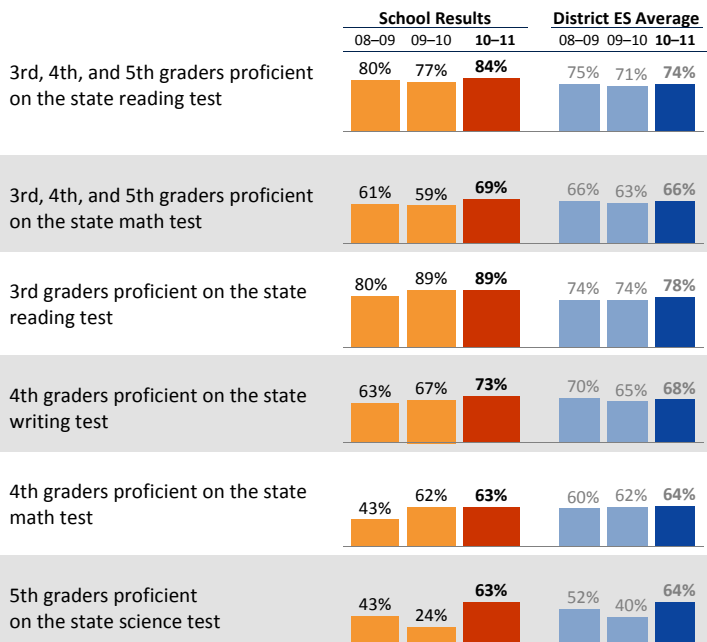
David Dockendorf, *Principal*

School Report for the 2010–2011 (Grades K–5)

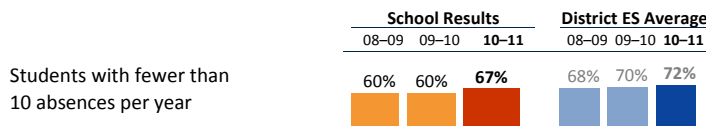
<http://pathfinderk8.seattleschools.org/>

2010-2011 School Year
 # Students: 338
 # Teachers: 33 # Other Staff: 15
 Average class size: 26
 Average daily attendance: 94.6%
 Student mobility: 7%

Student Achievement



Attendance



Accountability and School Performance

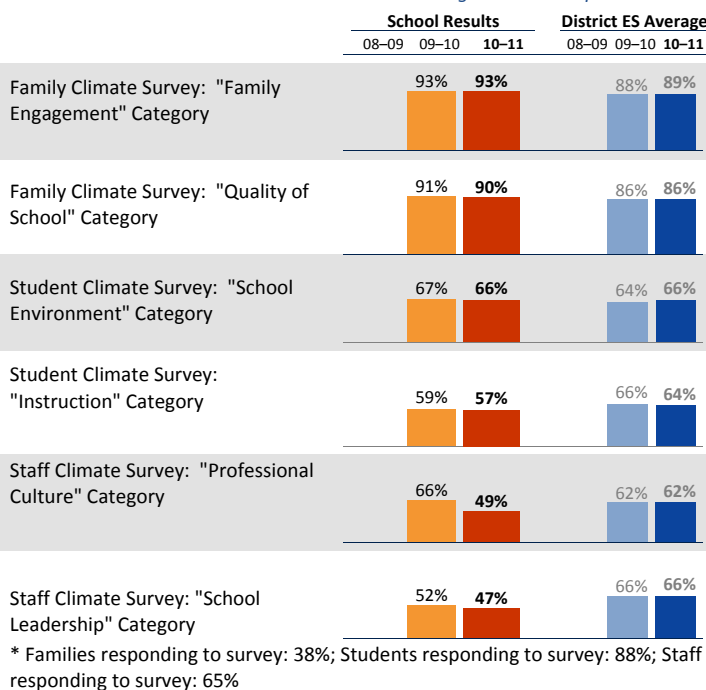
Seattle Public Schools Segmentation Level: **Level 3**

Federal Adequate Yearly Progress (AYP) Status: **Step 4**

Percent of Federal AYP criteria met: **96%**

Student, Family, and Staff School Climate Survey

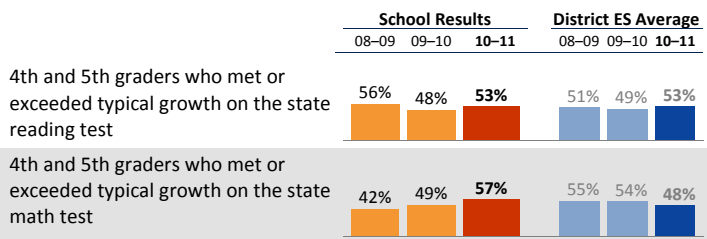
Average Positive Responses



* Families responding to survey: 38%; Students responding to survey: 88%; Staff responding to survey: 65%

**Reported results for each survey category equal the average positive responses for a subset of questions. Detailed results can be found on the School Reports and Survey page: http://bit.ly/school_reports

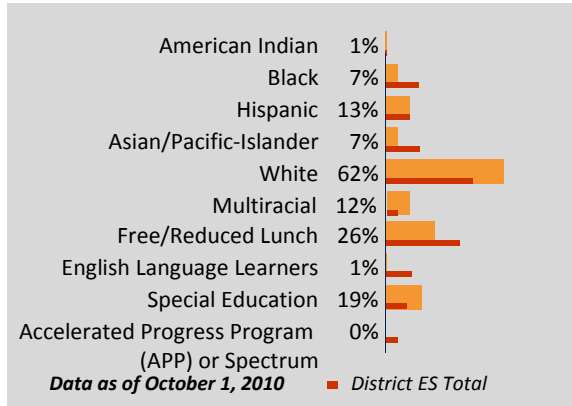
Year-to-Year Growth: Following the Same Students



4th and 5th grade English language learner students who met or exceeded typical growth on the state reading test **Data not available**

Growth measures compare academic gains from year-to-year for the same group or cohort of students. Students who "met or exceeded typical growth" grew as much (or more) than other students across the state with similar test scores in previous years.

Student Demographics



Student Proficiency on State Tests

School average compared to District elementary school average

	Reading		Mathematics	
	School	District Avg	School	District Avg
American Indian		47% ↘ 6	38%	↘ 1
Black	73%	↗ 23	49%	↗ 2
Hispanic	81%	↗ 26	57%	↗ 3
Asian/Pacific-Islander	55%	↘ 7	75%	↗ 2
White	90%	↗ 1	88%	↗ 2
Multiracial	84%		81%	
Free/Reduced Lunch	74%	↗ 20	55%	↗ 17
Eng. Lang. Learners		33%	↗ 6	27%
Special Education	79%	↗ 11	50%	↗ 2
APP or Spectrum		99%	↗ 1	98%



Pathfinder K-8 School

David Dockendorf, *Principal*

School Plan & Budget for the 2011-2012 School Year (Grades K-8)

School Mission Statement

Pathfinder K-8 School educates students to become passionate, lifelong learners, respecting themselves, others and the environment.

School Goals

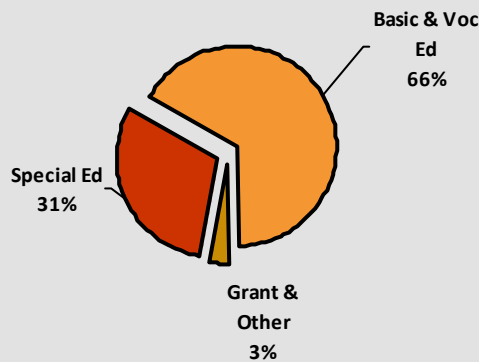
Reading: to increase the % of students proficient on the state test from 89% to 92% for 3rd grade, 85% to 90% for 4th grade, 73% to 80% for 5th grade, 87% to 90% for 6th grade, 58% to 80% for 7th grade and 85% to 95% for 8th grade. Math: to increase the % of students proficient on the state test from 70% to 80% for 3rd grade, 61% to 75% for 4th grade, 73% to 80% for 5th grade, 44% to 60% for 6th grade, 50% to 60% for 7th grade and 35% to 65% for 8th grade. Writing: to increase the percentage of students proficient on the state test from 72.1% to 80% for 4th grade and 73.3% to 85% in 7th grade.

School Description and Plan to Achieve Goals

READING: Continue implementation of Columbia Teachers College readers workshop staff development at all grade levels for 8 days and as appropriate in self-contained autism classrooms. Literacy coach will provide support for readers workshop with the 4/5 teaching team. Tutoring support with explicit instruction in reading and targeted support in after school programs. After school tutoring for targeted students in reading. Provide robust "leveled libraries" in every classroom focused on fiction and non-fiction to provide targeted, leveled and interesting literature for independent reading. In the 2011-2012 school year, our PTSA has committed \$11,000 to support classroom libraries. Collaborative planning time for teachers to review student data and progress. Collaborative professional learning time on readers and writers workshop. Implementation of computerized remediation, intervention and enrichment program Study Island and I can Learn. **MATH:** Teachers will supplement the math curriculum to meet the demands of the math standards and provide rigorous math instruction. 2011-2012 math plan utilizing our math consultant, Ruth Balf that includes ten days of differentiated math support and PD. Our RTI model was launched in October, providing tiered math intervention to students K-8. We will continue to utilize I Can Learn math, Study Island intervention and tutoring support both in the classroom and in our after school math intervention program. **WRITING:** Continue implementation of writers workshop K-8.

Annual Budget Report

2011-2012 Percent of School Funding



All financial data are from the 2011-12 recommended budget.

Total 2011-2012 School Budget:

\$3,725,269

Projected 2011-12 Student Enrollment:

484

Per-Student Funding:

\$7,697

Invitation to Participate

One of the goals of having School Reports is to support our families as critical partners with us in your student's academic success. To get involved, please share this information with your friends and neighbors, visit your child's school, or consider talking to your child's teacher or principal about joining the school's Building Leadership Team or Parent Teacher Student Association to shape your school's improvement plan.

District Mission Statement

The mission at Seattle Public Schools is to ensure every student graduates ready for college, career and life.



Pathfinder K-8 School

David Dockendorf, *Principal*

School Report for the 2010–2011 (Grades 6–8)

<http://pathfinderk8.seattleschools.org/>

2010-2011 School Year

Students: 154

Teachers: 33 # Other Staff: 15

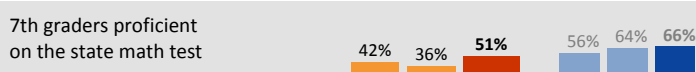
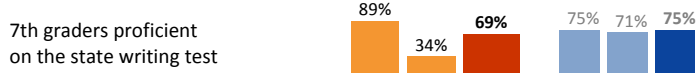
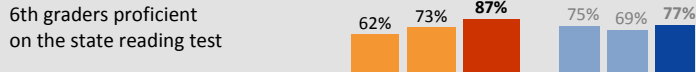
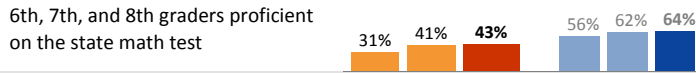
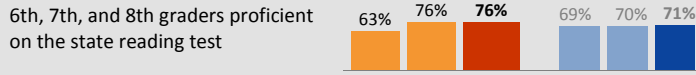
Average class size: 23

Average daily attendance: 92.5%

Student mobility: 15%

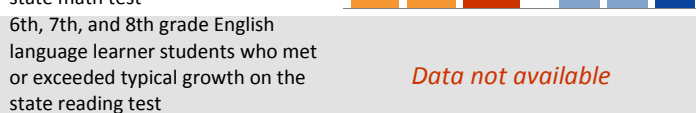
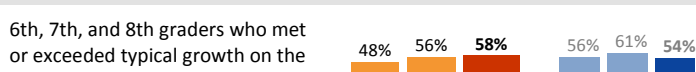
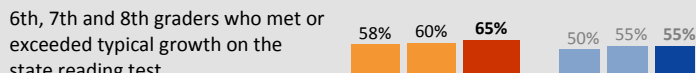
Student Achievement

School Results			District MS Average		
08-09	09-10	10-11	08-09	09-10	10-11



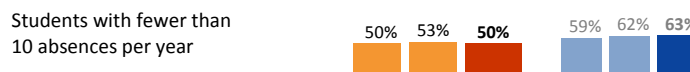
Year-to-Year Growth: Following the Same Students

School Results			District MS Average		
08-09	09-10	10-11	08-09	09-10	10-11

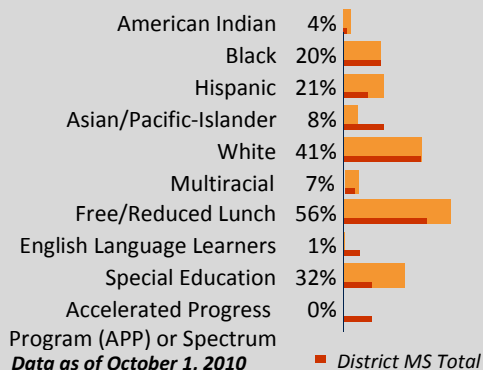


Growth measures compare academic gains from year-to-year for the same group or cohort of students. Students who "met or exceeded typical growth" grew as much (or more) than other students across the state with similar test scores in previous years.

Attendance



Student Demographics



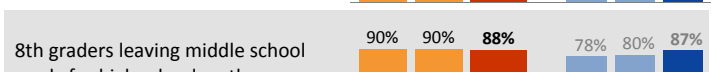
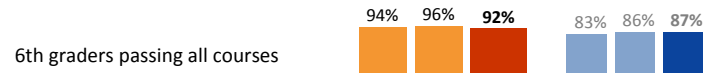
Accountability and School Performance

Seattle Public Schools Segmentation Level: **Level 3**

Federal Adequate Yearly Progress (AYP) Status: **Step 4**

Percent of Federal AYP criteria met: **96%**




Prepared for High School Success



Student, Family, and Staff School Climate Survey

Average Positive Responses

School Results			District MS Average		
08-09	09-10	10-11	08-09	09-10	10-11



* Families responding to survey: 23%; Students responding to survey: 87%; Staff responding to survey: 65%

** Reported results for each survey category equal the average positive responses for a subset of questions. Detailed results can be found on the School Reports and Survey page: http://bit.ly/school_reports

Student Proficiency on State Tests

School average compared to the District middle school average

	Reading		Mathematics					
	School	District Avg	School	District Avg				
American Indian		57%	↘ 1	47%	↘ 3			
Black	67%	↗ 1	50%	↗ 1	18%	↘ 8	37%	↗ 5
Hispanic	78%	↗ 2	56%	↔	33%	↗ 5	50%	↗ 7
Asian/Pacific-Islander	83%	↗ 22	74%	↗ 2	46%	↔	76%	↗ 4
White	75%	↘ 7	83%	↔	66%	↗ 17	82%	↗ 5
Multiracial	90%		78%		45%		71%	
Free/Reduced Lunch	74%	↗ 6	56%	↗ 2	30%	↗ 6	49%	↗ 7
Eng. Lang. Learners		26%	↗ 6				31%	↗ 10
Special Education	75%	↗ 4	46%	↗ 7	35%	↗ 14	31%	↗ 7
APP or Spectrum		98%	↔				99%	↔



Pathfinder K-8 School

David Dockendorf, *Principal*

School Plan & Budget for the 2011-2012 School Year (Grades K-8)

School Mission Statement

Pathfinder K-8 School educates students to become passionate, lifelong learners, respecting themselves, others and the environment.

School Goals

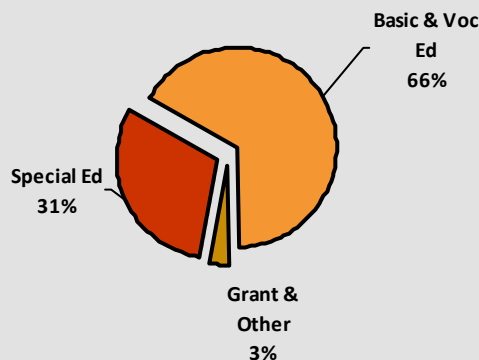
Reading: to increase the % of students proficient on the state test from 89% to 92% for 3rd grade, 85% to 90% for 4th grade, 73% to 80% for 5th grade, 87% to 90% for 6th grade, 58% to 80% for 7th grade and 85% to 95% for 8th grade. **Math:** to increase the % of students proficient on the state test from 70% to 80% for 3rd grade, 61% to 75% for 4th grade, 73% to 80% for 5th grade, 44% to 60% for 6th grade, 50% to 60% for 7th grade and 35% to 65% for 8th grade. **Writing:** to increase the percentage of students proficient on the state test from 72.1% to 80% for 4th grade and 73.3% to 85% in 7th grade.

School Description and Plan to Achieve Goals

READING: Continue implementation of Columbia Teachers College readers workshop staff development at all grade levels for 8 days and as appropriate in self-contained autism classrooms. Literacy coach will provide support for readers workshop with the 4/5 teaching team. Tutoring support with explicit instruction in reading and targeted support in after school programs. After school tutoring for targeted students in reading. Provide robust "leveled libraries" in every classroom focused on fiction and non-fiction to provide targeted, leveled and interesting literature for independent reading. In the 2011-2012 school year, our PTSA has committed \$11,000 to support classroom libraries. Collaborative planning time for teachers to review student data and progress. Collaborative professional learning time on readers and writers workshop. Implementation of computerized remediation, intervention and enrichment program Study Island and I can Learn. **MATH:** Teachers will supplement the math curriculum to meet the demands of the math standards and provide rigorous math instruction. 2011-2012 math plan utilizing our math consultant, Ruth Balf that includes ten days of differentiated math support and PD. Our RTI model was launched in October, providing tiered math intervention to students K-8. We will continue to utilize I Can Learn math, Study Island intervention and tutoring support both in the classroom and in our after school math intervention program. **WRITING:** Continue implementation of writers workshop K-8.

Annual Budget Report

2011-2012 Percent of School Funding



All financial data are from the 2011-12 recommended budget.

Total 2011-2012 School Budget:

\$3,725,269

Projected 2011-12 Student Enrollment:

484

Per-Student Funding:

\$7,697

Invitation to Participate

One of the goals of having School Reports is to support our families as critical partners with us in your student's academic success. To get involved, please share this information with your friends and neighbors, visit your child's school, or consider talking to your child's teacher or principal about joining the school's Building Leadership Team or Parent Teacher Student Association to shape your school's improvement plan.

District Mission Statement

The mission at Seattle Public Schools is to ensure every student graduates ready for college, career and life.