



Northgate Elementary

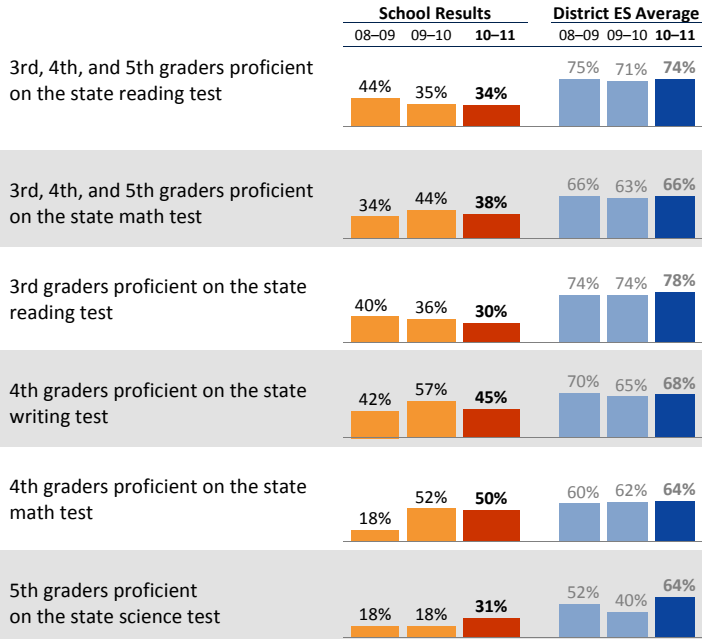
Stanley Jaskot, Principal

School Report for the 2010–2011 School Year

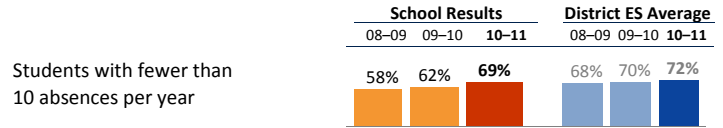
www.seattleschools.org/schools/northgate

2010-2011 School Year
 # Students: 266
 # Teachers: 22 # Other Staff: 17
 Average class size: 22
 Average daily attendance: 94.6%
 Student mobility: 23%

Student Achievement



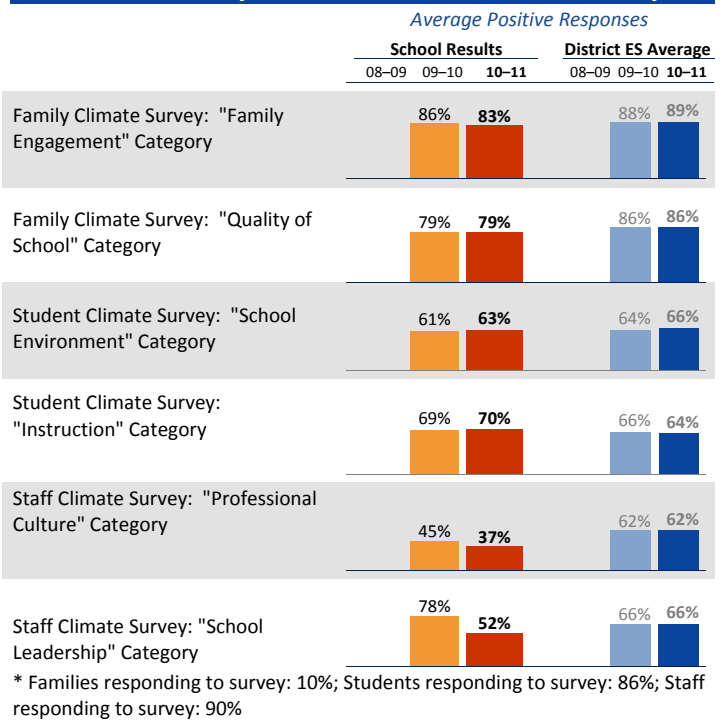
Attendance



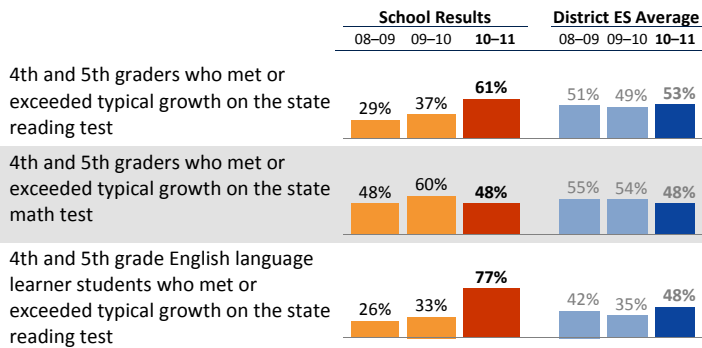
Accountability and School Performance

Seattle Public Schools Segmentation Level: **Level 3**
 Federal Adequate Yearly Progress (AYP) Status: **Step 4**
 Percent of Federal AYP criteria met: **71%**

Student, Family, and Staff School Climate Survey



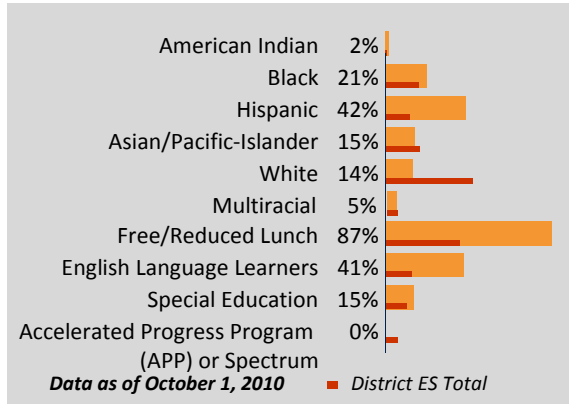
Year-to-Year Growth: Following the Same Students



Growth measures compare academic gains from year-to-year for the same group or cohort of students. Students who "met or exceeded typical growth" grew as much (or more) than other students across the state with similar test scores in previous years.

**Reported results for each survey category equal the average positive responses for a subset of questions. Detailed results can be found on the School Reports and Survey page: http://bit.ly/school_reports

Student Demographics



Student Proficiency on State Tests

School average compared to District elementary school average

	Reading		Mathematics	
	School	District Avg	School	District Avg
American Indian		47% ↘ 6	38%	↘ 1
Black	22%	↘ 6	49%	↗ 2
Hispanic	23%	↘ 2	57%	↗ 3
Asian/Pacific-Islander	43%	↘ 2	75%	↗ 2
White	57%	↗ 10	88%	↗ 2
Multiracial		81%	29%	↘ 13
Free/Reduced Lunch	30%	↘ 4	55%	↗ 4
Eng. Lang. Learners	10%	↗ 10	34%	↘ 9
Special Education	26%	↔	44%	↗ 1
APP or Spectrum		99%	31%	↗ 5
			27%	↘ 2
			9%	↘ 8
			37%	↗ 2
			98%	↗ 1



Northgate Elementary

Stanley Jaskot, *Principal*

School Plan & Budget for the 2011-2012 School Year

School Mission Statement

The Northgate community is a team of parents, staff and students determined to challenge students to be all that they can be in a positive, nurturing learning environment.

School Goals

For intermediate students we will increase the % of students proficient on the state reading test from 34% to 60% and from 42% to 60% for math. For 4th grade students we will increase the percentage of students proficient on the state writing test from 45% to 60%. For all students we will increase the percentage of students with fewer than ten absences per year from 70% to 75%.

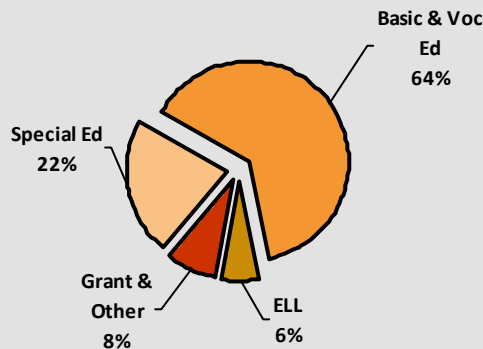
School Description and Plan to Achieve Goals

READING: Northgate teachers will improve reading instruction by implementing the Teachers College Readers Workshop curriculum and instructional model. Teachers will name reading strategies, demonstrate their use, and provide opportunities for students to apply them. There will be intentional assessment, use of leveled libraries, guided reading groups and conferring. Teachers will focus on "priority standards" as developed for the new elementary progress report. Students will increase the amount of time they are actively reading through additional class time and homework - with an ultimate goal of 120 minutes of active reading per day by June, 2012. Students will check out two books from the library each week - one at their independent level and one on a topic the student enjoys. We are working to make sure that all intervention support aligns with classroom instruction in using the same strategies and instructional language.

MATH: Northgate teachers will improve math instruction by focusing on using clear teaching points, student engagement strategies, math talks and rigorous intellectual work. Teachers will also identify struggling students through data review meetings and create action plans based on need. Extra help will be available during the school day for struggling students. We will offer extra learning time through Explorations In Math after school activities, and tutoring sessions.

Annual Budget Report

2011-2012 Percent of School Funding



All financial data are from the 2011-12 recommended budget.

Total 2011-2012 School Budget:

\$2,450,932

Projected 2011-12 Student Enrollment:

277

Per-Student Funding:

\$8,848

Invitation to Participate

One of the goals of having School Reports is to support our families as critical partners with us in your student's academic success. To get involved, please share this information with your friends and neighbors, visit your child's school, or consider talking to your child's teacher or principal about joining the school's Building Leadership Team or Parent Teacher Student Association to shape your school's improvement plan.

District Mission Statement

The mission at Seattle Public Schools is to ensure every student graduates ready for college, career and life.