



Montlake Elementary

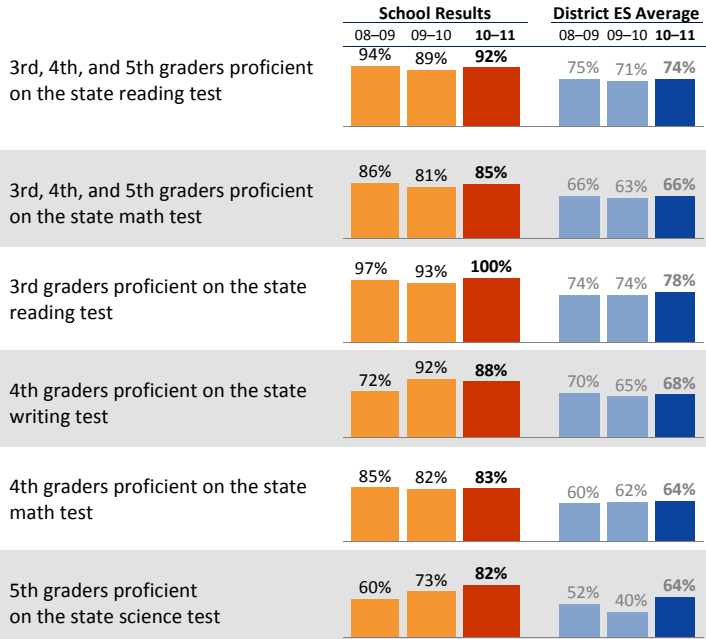
Claudia Allan, Principal

School Report for the 2010–2011 School Year

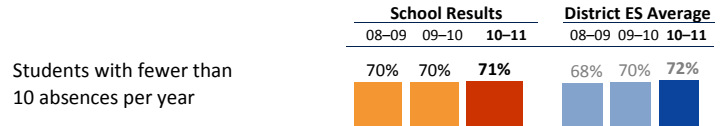
www.montlakeschool.org/

2010-2011 School Year
 # Students: 251
 # Teachers: 17 # Other Staff: 6
 Average class size: 25
 Average daily attendance: 95.1%
 Student mobility: 6%

Student Achievement



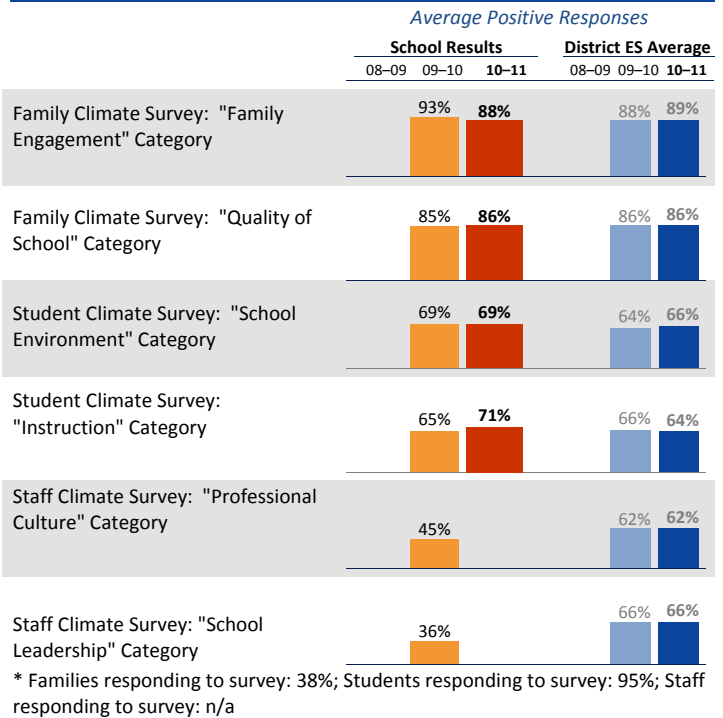
Attendance



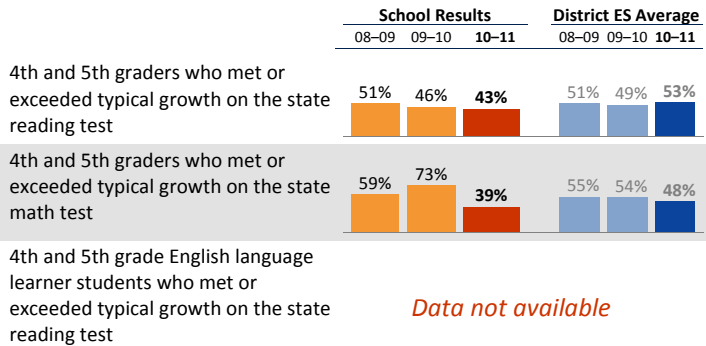
Accountability and School Performance

Seattle Public Schools Segmentation Level: **Level 4**
 Federal Adequate Yearly Progress (AYP) Status: **Not in Improvement**
 Percent of Federal AYP criteria met: **100%**

Student, Family, and Staff School Climate Survey



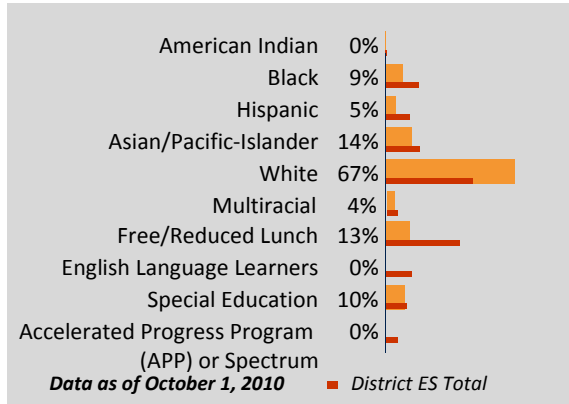
Year-to-Year Growth: Following the Same Students



Growth measures compare academic gains from year-to-year for the same group or cohort of students. Students who "met or exceeded typical growth" grew as much (or more) than other students across the state with similar test scores in previous years.

**Reported results for each survey category equal the average positive responses for a subset of questions. Detailed results can be found on the School Reports and Survey page: http://bit.ly/school_reports

Student Demographics



Student Proficiency on State Tests

School average compared to District elementary school average

	Reading		Mathematics	
	School	District Avg	School	District Avg
American Indian		47% ↘ 6	38%	↘ 1
Black	69%	↘ 14	49%	↗ 2
Hispanic		57%	↗ 3	47%
Asian/Pacific-Islander	100%	↗ 17	75%	↗ 2
White	97%	↗ 5	88%	↗ 2
Multiracial		81%		69%
Free/Reduced Lunch	70%	↘ 4	55%	↗ 4
Eng. Lang. Learners		33%	↗ 6	27%
Special Education	84%	↗ 11	50%	↗ 2
APP or Spectrum		99%	↗ 1	98%



Montlake Elementary

Claudia Allan, *Principal*

School Plan & Budget for the 2011-2012 School Year

School Mission Statement

We want every member of our school community to: BE A READER BE A WRITER BE A PROBLEM SOLVER BE FIT AND HEALTHY

School Goals

For African American students, we will increase the % meeting or exceeding typical growth on the MAP math test from 61% to 84% for 5th grade, from 41% to 92% for 4th grade and from 52% to 93% for 3rd grade. For Hispanic students, we will increase the % meeting or exceeding typical growth on the MAP reading test from 32% to 84% for 5th grade, from 11% to 87% for 4th grade and from 60% to 86% for 3rd grade. For 4th grade students we will increase the % of students proficient on the state writing test from 88% to 92%.

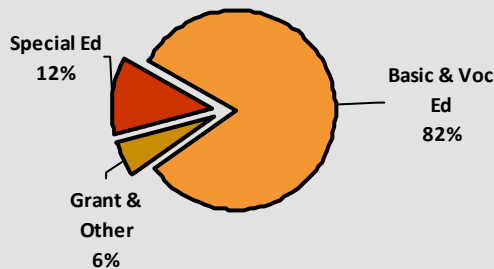
School Description and Plan to Achieve Goals

READING: Implement the READERS WORKSHOP model K-5 using coaching and instruction from Columbia University Teachers College. Continue WRITERS WORKSHOP and spelling and word study using the Words Their Way curriculum. Use Lexia software to increase students' decoding and word recognition skills. Families are encouraged to use the FREE access to Lexia at home. Use Read Naturally software to increase students' fluency and comprehension of non-fiction text. Use Junior Great Books in grades 2nd-5th for teaching deep connections students make with the texts.

MATH: Use High Leverage Teaching Moves to increase rigor with an emphasis on justification and mathematical thinking for all students grades K-5. Use the MATH WORKSHOP MODEL to differentiate lessons for ALO students and those who benefit from an increase in the complexity of problems presented in grades K-5. Teachers use the EveryDay Math materials and our district's grade level curriculum pacing guide so that all students benefit from access to a differentiated experience based upon their needs. We plan for appropriate and equitable access to a challenging mathematic program. We use our annual Math Family Night to inform and engage parents in the math content their child(ren) are learning. In addition we support families in accessing EDM math games and resources online as needed.

Annual Budget Report

2011-2012 Percent of School Funding



All financial data are from the 2011-12 recommended budget.

Total 2011-2012 School Budget:

\$1,536,114

Projected 2011-12 Student Enrollment:

245

Per-Student Funding:

\$6,270

Invitation to Participate

One of the goals of having School Reports is to support our families as critical partners with us in your student's academic success. To get involved, please share this information with your friends and neighbors, visit your child's school, or consider talking to your child's teacher or principal about joining the school's Building Leadership Team or Parent Teacher Student Association to shape your school's improvement plan.

District Mission Statement

The mission at Seattle Public Schools is to ensure every student graduates ready for college, career and life.