



# McClure Middle School

Sarah Pritchett, Principal

## School Report for the 2010–2011 School Year

<http://mcclurems.seattleschools.org/>

2010-2011 School Year

# Students: 514

# Teachers: 30 # Other Staff: 17

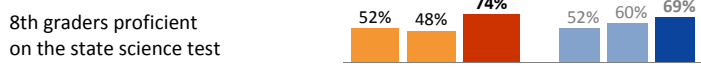
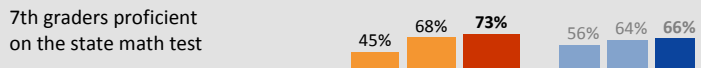
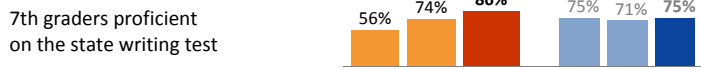
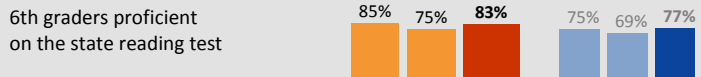
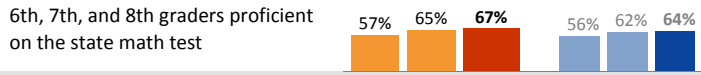
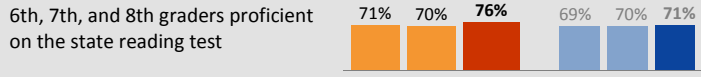
Average class size: 26

Average daily attendance: 92.1%

Student mobility: 10%

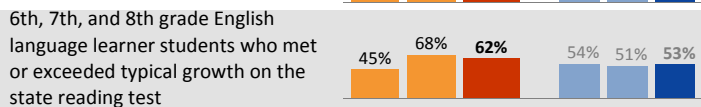
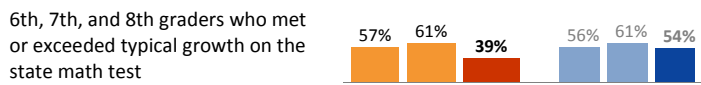
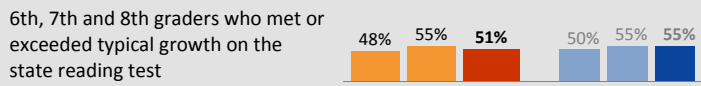
### Student Achievement

School Results			District MS Average		
08-09	09-10	10-11	08-09	09-10	10-11



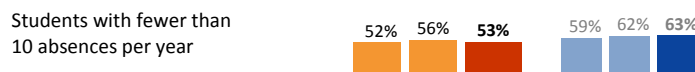
### Year-to-Year Growth: Following the Same Students

School Results			District MS Average		
08-09	09-10	10-11	08-09	09-10	10-11

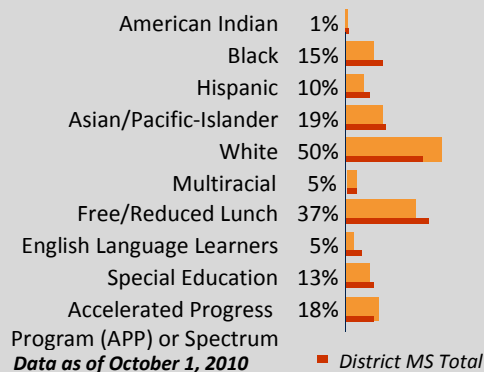


Growth measures compare academic gains from year-to-year for the same group or cohort of students. Students who "met or exceeded typical growth" grew as much (or more) than other students across the state with similar test scores in previous years.

### Attendance



### Student Demographics



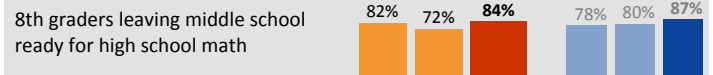
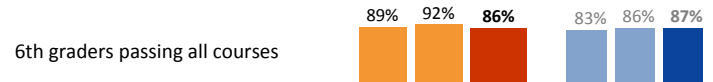
### Accountability and School Performance

Seattle Public Schools Segmentation Level: **Level 5**

Federal Adequate Yearly Progress (AYP) Status: **Step 2**

Percent of Federal AYP criteria met: **83%**




### Prepared for High School Success



### Student, Family, and Staff School Climate Survey

Average Positive Responses

School Results			District MS Average		
08-09	09-10	10-11	08-09	09-10	10-11



\* Families responding to survey: 21%; Students responding to survey: 88%; Staff responding to survey: 79%

\*\* Reported results for each survey category equal the average positive responses for a subset of questions. Detailed results can be found on the School Reports and Survey page: [http://bit.ly/school\\_reports](http://bit.ly/school_reports)

### Student Proficiency on State Tests

School average compared to the District middle school average

	Reading		Mathematics			
	School	District Avg	School	District Avg		
American Indian		57%	↘ 1	47%	↘ 3	
Black	58%	↗ 6	50%	↗ 1	40%	↗ 4
Hispanic	72%	↗ 5	56%	↔	67%	↗ 9
Asian/Pacific-Islander	76%	↗ 8	74%	↗ 2	79%	↔
White	80%	↘ 1	83%	↔	77%	↗ 4
Multiracial	82%		78%		79%	
Free/Reduced Lunch	62%	↔	56%	↗ 2	56%	↗ 6
Eng. Lang. Learners	8%	↘ 9	26%	↗ 6	28%	↗ 7
Special Education	39%	↘ 7	46%	↗ 7	28%	↘ 4
APP or Spectrum	97%	1	98%	↔	99%	↘ 1



# McClure Middle School

Sarah Pritchett, *Principal*

## School Plan & Budget for the 2011-2012 School Year

### School Mission Statement

McClure Middle School is committed to providing opportunities for students that meet their individual learning needs and ensure that all students have rich experiences which promote academic, social and emotional growth.

### School Goals

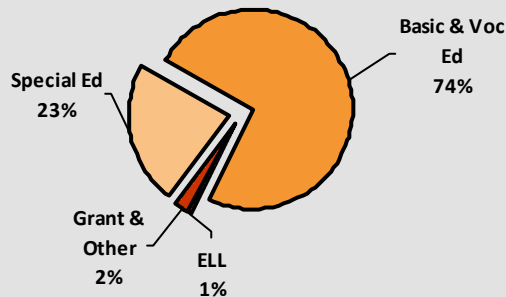
**MATH GOALS:** McClure will increase the % of students proficient on the state test from 72.1% to 80% for 6th grade, from 73% to 80% for 7th grade, and from 53% to 80% for 8th grade. For students receiving Special Education Services to increase the % of student proficient on the state math test from 24% to 76% for 6th grade, from 19% to 74% for 7th grade and from 32% to 65% for 8th grade. **READING GOALS:** McClure will increase the % of students proficient on the state test from 83% to 90% for 6th grade, from 71% to 80% for 7th grade and from 75% to 85% for 8th grade.

### School Description and Plan to Achieve Goals

**READING:** All students receive 100 minute Language Arts instruction daily using Readers and Writers Workshop model. Students have access to classroom libraries and individually leveled books to read during school and after school. Our expectation is that all students should be reading on average one book per week. We have two after school book clubs featuring high-interest diverse fiction of varying genres and diverse themes to generate student excitement for reading and to promote thoughtful reading. Each club meets once a month. We also have an Extended Day Program for supplementary literacy support four hours per week for students that have not met standard on the MSP. **MATH:** We have Math Intervention classes during the school day at each grade level, where teachers “pre-teach” and re-teach CMP II material and provide targeted lessons to help students with basic math skills. This class will also use direct teaching of research based motivation strategies. We also have Math intervention through our Extended Day Program targeting 6-8 grade African-American students that have not met standard on the MSP; as well as a Math intervention tutorial program targeting special education students who have not met standard on the MSP, both programs are taught by McClure Middle School Math and Special Education teachers. Our Math teachers participate in Professional Study Groups focused on standards based grading and analysis student data and assessment inform instruction.

### Annual Budget Report

2011-2012 Percent of School Funding



All financial data are from the 2011-12 recommended budget.

Total 2011-2012 School Budget:

**\$3,458,928**

Projected 2011-12 Student Enrollment:

**511**

Per-Student Funding:

**\$6,769**

### Invitation to Participate

One of the goals of having a School Report is to support and inform our families. McClure families are critical partners with us in every student's academic success. To get involved, please share this information with your friends and neighbors, visit McClure Middle school, or consider talking to your student's teacher or principal about joining the school's Building Leadership Team or Parent Teacher Student Association to shape McClure Middle school's improvement

### District Mission Statement

The mission at Seattle Public Schools is to ensure every student graduates ready for college, career and life.