



Laurelhurst Elementary

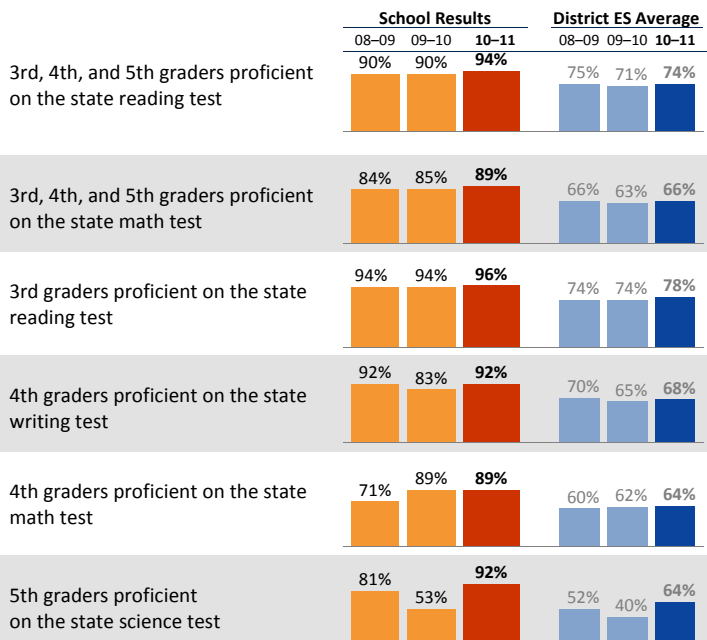
Kathy Jolly, Principal

School Report for the 2010–2011 School Year

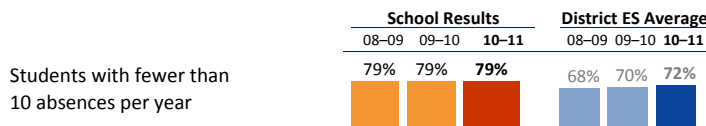
<http://laurelhurstes.seattleschools.org/>

2010-2011 School Year
 # Students: 437
 # Teachers: 25 # Other Staff: 6
 Average class size: 24
 Average daily attendance: 96.2%
 Student mobility: 3%

Student Achievement



Attendance



Accountability and School Performance

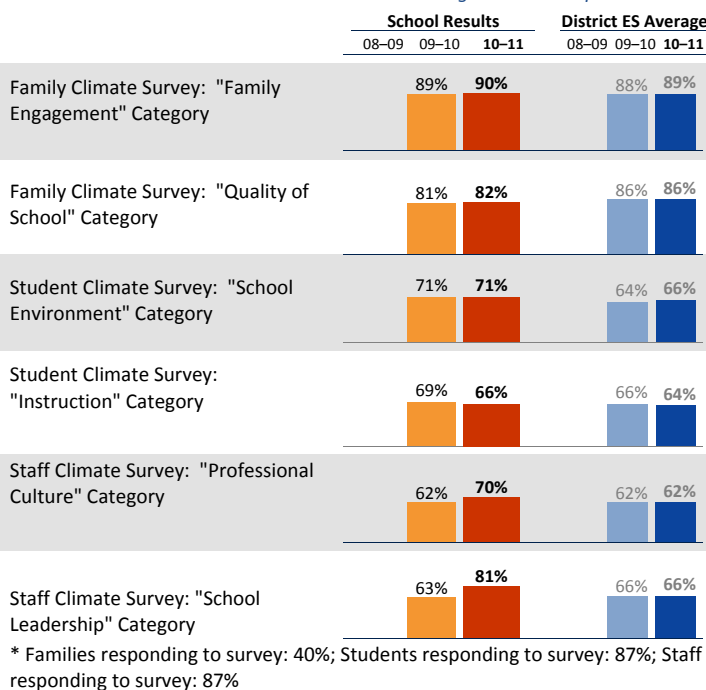
Seattle Public Schools Segmentation Level: **Level 4**

Federal Adequate Yearly Progress (AYP) Status: **Not in Improvement**

Percent of Federal AYP criteria met: **100%**

Student, Family, and Staff School Climate Survey

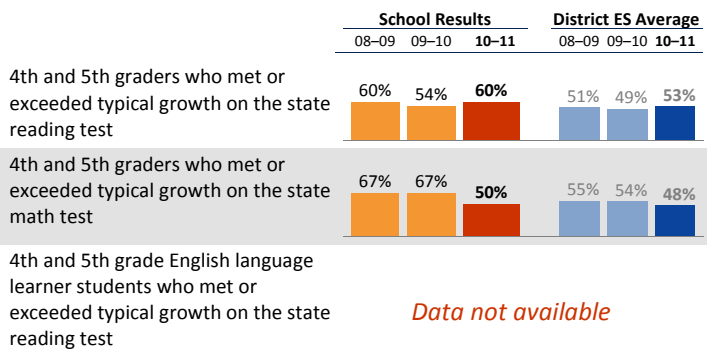
Average Positive Responses



* Families responding to survey: 40%; Students responding to survey: 87%; Staff responding to survey: 87%

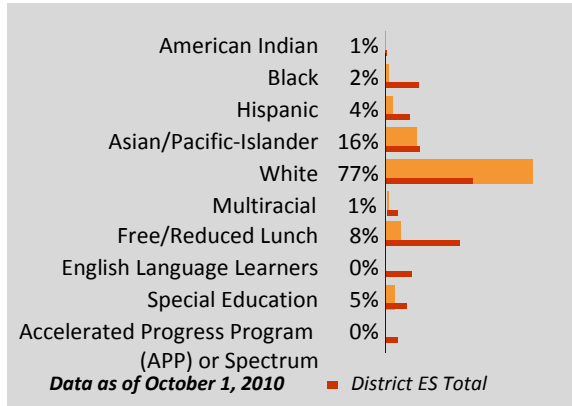
**Reported results for each survey category equal the average positive responses for a subset of questions. Detailed results can be found on the School Reports and Survey page: http://bit.ly/school_reports

Year-to-Year Growth: Following the Same Students



Growth measures compare academic gains from year-to-year for the same group or cohort of students. Students who "met or exceeded typical growth" grew as much (or more) than other students across the state with similar test scores in previous years.

Student Demographics



Student Proficiency on State Tests

School average compared to District elementary school average

	Reading		Mathematics	
	School	District Avg	School	District Avg
American Indian		47% ↘ 6	38%	↘ 1
Black		49% ↗ 2	34%	↗ 1
Hispanic	80%	↘ 13	57%	↗ 3
Asian/Pacific-Islander	88%	↘ 5	75%	↗ 2
White	97%	↗ 4	88%	↗ 2
Multiracial	95%		81%	↗ 2
Free/Reduced Lunch	69%	↔	55%	↗ 4
Eng. Lang. Learners		33%	↗ 6	27%
Special Education	83%	↗ 20	50%	↗ 2
APP or Spectrum		99%	↗ 1	98%



Laurelhurst Elementary

Kathy Jolly, Principal

School Plan & Budget for the 2011-2012 School Year

School Mission Statement

At Laurelhurst we strive to create an inviting school community that supports each child's innate passion for learning. Our goal is to foster the development of responsible, effective, compassionate individuals who develop a strong sense of environmental stewardship and appreciate communities and cultures different from their own.

School Goals

To increase the % of students proficient on the state reading test from 95.6% to 98.6% for 3rd grade, from 90% to 93% for 4th grade and from 95.8% to 98.5% for 5th grade students. For math, to increase the % of students proficient on the state test from 94.1% to 97.1% for 3rd grade, from 89.4% to 92.4% for 4th grade and from 83.3% to 90% for 5th grade. For 5th grade students we will increase the % of students proficient on the state science test from 91.5% to 94.5%.

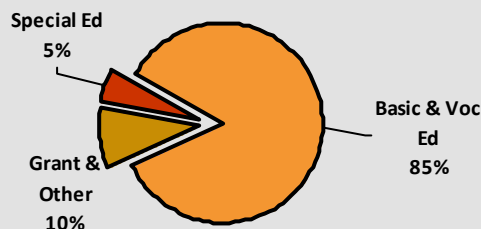
School Description and Plan to Achieve Goals

READING: Implement a data-driven comprehensive balanced literacy instructional program school-wide. Support student's development of effective reading skills and strategies through the use of guided reading groups in K-3 and with reading specialist. Continue implementation of Reader's Workshop in grades K-3. During Reader's Workshop students read many books and explore different genres, authors, and texts. Mini-lessons are designed to teach the different strategies used by readers to decode and comprehend text. Students are matched to books at their reading level to provide appropriate differentiated instruction. Engage students in critical thinking, shared inquiry, and reflection as they read, discuss, and respond to selected literature in Literature Circles in grades 4-5. Provide early intervention and extra support for struggling students with small group instruction or one-on-one tutoring.

MATH: Implement 60 minute math blocks, which a focus on differentiation. Everyday Math (EDM) and CMP are used in classrooms to support instruction. Provide early intervention and extra support for students through flexible grouping, small groups, or one-on-one tutoring. Provide 4th and 5th grade students opportunities to develop problem-solving skills by participation in Math Olympiad. Create Student Learning Plans for 5th grade students who did not meet standard last year in the 4th grade Math MSP

Annual Budget Report

2011-2012 Percent of School Funding



All financial data are from the 2011-12 recommended budget.

Total 2011-2012 School Budget:

\$2,171,446

Projected 2011-12 Student Enrollment:

411

Per-Student Funding:

\$5,283

Invitation to Participate

One of the goals of having School Reports is to support our families as critical partners with us in your student's academic success. To get involved, please share this information with your friends and neighbors, visit your child's school, or consider talking to your child's teacher or principal about joining the school's Parent Teacher Student Association to shape your school's improvement plan.

District Mission Statement

The mission at Seattle Public Schools is to ensure every student graduates ready for college, career and life.