



Lafayette Elementary

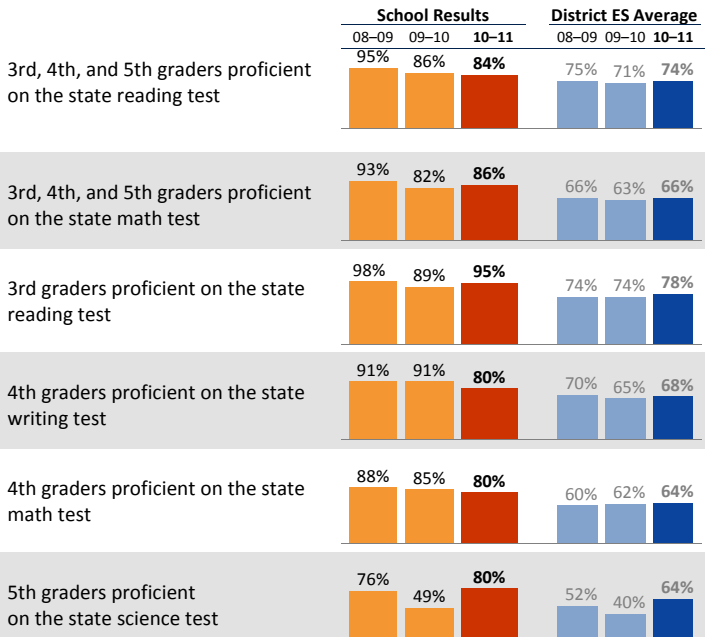
Jo Lute-Ervin, Principal

School Report for the 2010–2011 School Year

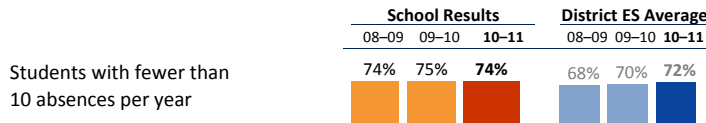
www.mylafayette.org

2010-2011 School Year
 # Students: 526
 # Teachers: 28 # Other Staff: 10
 Average class size: 27
 Average daily attendance: 95.8%
 Student mobility: 9%

Student Achievement



Attendance



Accountability and School Performance

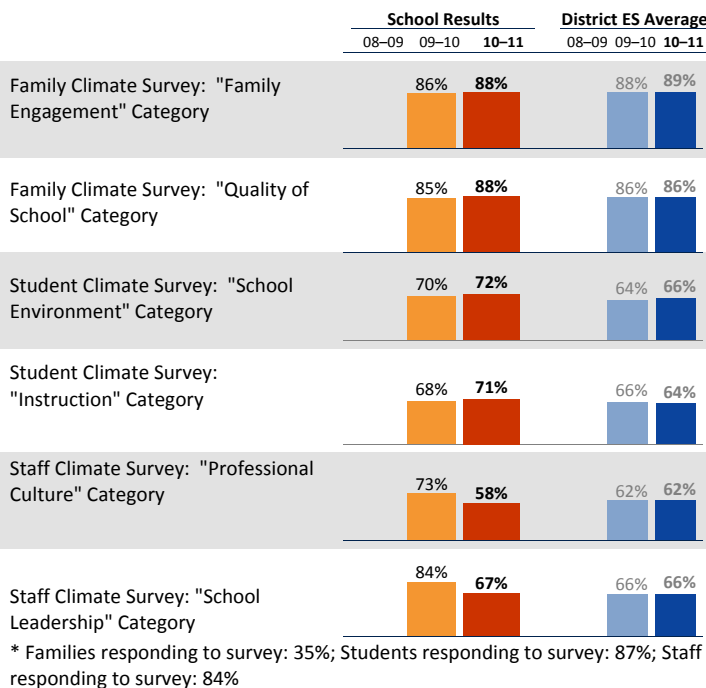
Seattle Public Schools Segmentation Level: **Level 4**

Federal Adequate Yearly Progress (AYP) Status: **Not in Improvement**

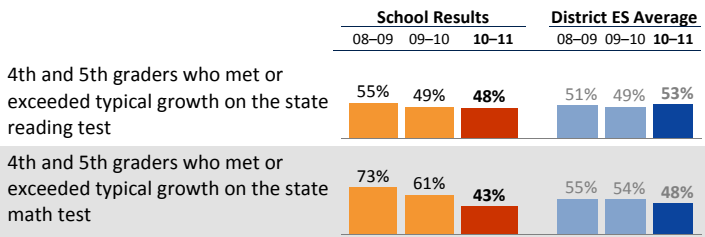
Percent of Federal AYP criteria met: **100%**

Student, Family, and Staff School Climate Survey

Average Positive Responses



Year-to-Year Growth: Following the Same Students



4th and 5th grade English language learner students who met or exceeded typical growth on the state reading test

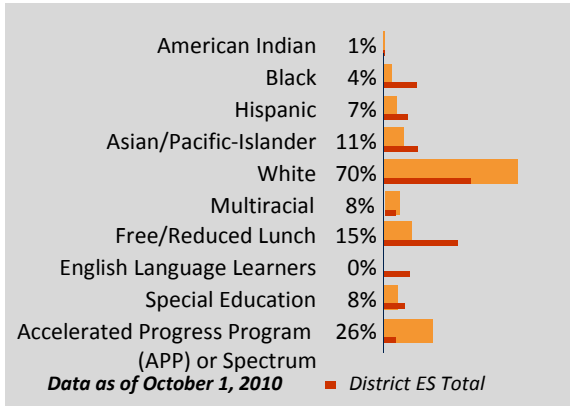
Data not available

Growth measures compare academic gains from year-to-year for the same group or cohort of students. Students who "met or exceeded typical growth" grew as much (or more) than other students across the state with similar test scores in previous years.

* Families responding to survey: 35%; Students responding to survey: 87%; Staff responding to survey: 84%

**Reported results for each survey category equal the average positive responses for a subset of questions. Detailed results can be found on the School Reports and Survey page: http://bit.ly/school_reports

Student Demographics



Student Proficiency on State Tests

School average compared to District elementary school average

	Reading		Mathematics	
	School	District Avg	School	District Avg
American Indian		47% ↘ 6	38%	↘ 1
Black		49% ↗ 2	34%	↗ 1
Hispanic	68%	↘ 3	57%	↗ 3
Asian/Pacific-Islander	84%	↗ 4	77%	↗ 6
White	88%	↘ 2	47%	↗ 2
Multiracial	88%	↗ 2	88%	↗ 4
Free/Reduced Lunch	72%	↘ 8	71%	↘ 1
Eng. Lang. Learners	72%	↘ 8	83%	↘ 6
Special Education	66%	↘ 8	69%	↘ 10
APP or Spectrum	66%	↘ 8	57%	↘ 10
	98%	↗ 1	44%	↗ 1
	98%	↗ 1	27%	↘ 2
	75%	↗ 9	37%	↗ 2
	98%	↗ 1	96%	↘ 2
	98%	↗ 1	98%	↗ 1



Lafayette Elementary

Jo Lute-Ervin, Principal

School Plan & Budget for the 2011-2012 School Year

School Mission Statement

Mission: Lafayette is a school dedicated to motivating and readying students to attain academic excellence and social responsibility in an ever-changing, ethnically diverse, technologically advancing world. This is accomplished by: •A positive environment •School-based management •Dedicated, skilled staff •Strong emphasis on parental involvement •Strong emphasis on community environment

School Goals

Working with the BLT to examine data from previous years we decided to focus on Reading and Math instruction in all grades. We looked at our student's typical growth last year for Reading and set a goal of 85% of all grade levels making typical growth. Here is how the goals broke down: For Kindergarten students we will increase the % of students meeting or exceeding typical growth on the MAP reading test from 0% to 85%, for 1st grade from 73% to 85%, for 2nd grade from 70% to 85%, for 3rd grade from 64% to 85%, for 4th grade from 61% to 85%, and for 5th grade from 73% to 85%. For Math we will increase the % of students proficient on the MSP from 86% to 90% for 5th grade, from 79%-85% for 4th grade, and from 91% to 95% for 3rd grade.

School Description and Plan to Achieve Goals

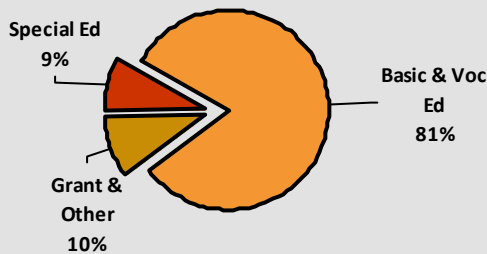
Reading: We have worked to implement a Balanced Literacy Framework using the Readers Workshop model. Currently we have half of our teachers trained and using this model of instruction which allows for differentiated instruction for each student. In addition, students work to read and understand books in multiple genres and respond thoughtfully to them. Students working below grade level will be assigned a reading tutor. In addition we have trained the staff in the Teacher's College Running Records as an option for school wide consistency in assessment

Writing: This is the second year for implementation of Writer's Workshop in almost all classrooms. Students are taught how to see themselves as writers by writing in different genres, seeing Author's as mentors, and bringing their own stories into their craft. Throughout every unit of study teachers work on editing, revising and publishing. In addition we have introduced Words Their Way as an option for differentiated spelling assessment in many primary rooms.

Math: Provide advanced math instruction for students who are in the top 10% (MAP scores) well above standard on MSP. MAP assessments will be used to plan curricular focus, form flexible groups, and individualize instruction to meet students needs. Assessments (MAP & MSP) and Teacher recommendation provide candidates for additional small group or individual tutoring.

Annual Budget Report

2011-2012 Percent of School Funding



All financial data are from the 2011-12 recommended budget.

Total 2011-2012 School Budget:

\$3,048,133

Projected 2011-12 Student Enrollment:

554

Per-Student Funding:

\$5,502

Invitation to Participate

One of the goals of having School Reports is to support our families as critical partners with us in your student's academic success. To get involved, please share this information with your friends and neighbors, visit your child's school, or consider talking to your child's teacher or principal about joining the school's Building Leadership Team or Parent Teacher Student Association to shape your school's improvement plan.

District Mission Statement

The mission at Seattle Public Schools is to ensure every student graduates ready for college, career and life.