



Hawthorne Elementary

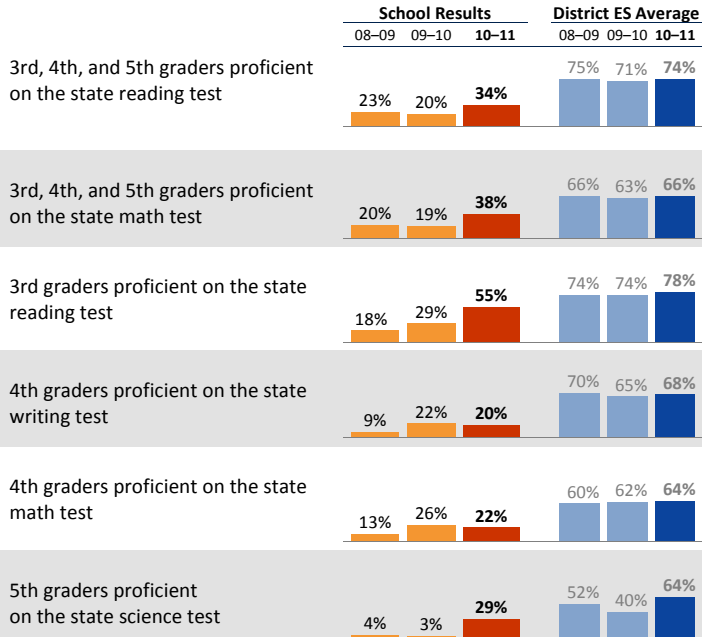
Sandra Scott, Principal

School Report for the 2010–2011 School Year

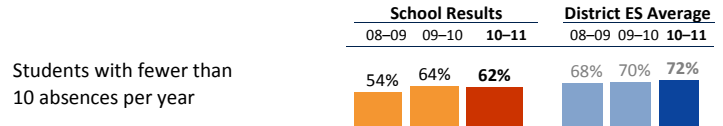
<http://hawthornees.seattleschools.org/>

2010-2011 School Year
 # Students: 299
 # Teachers: 27 # Other Staff: 14
 Average class size: 22
 Average daily attendance: 93.0%
 Student mobility: 36%

Student Achievement



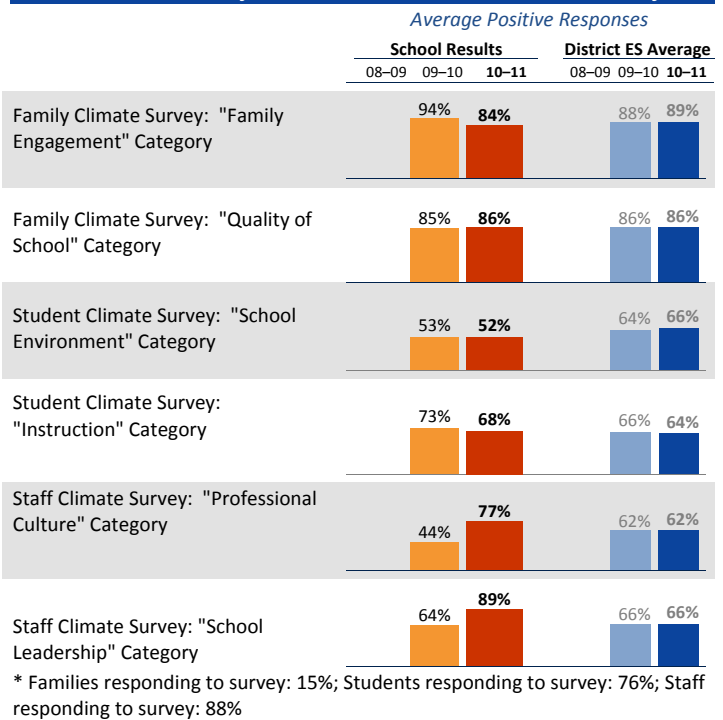
Attendance



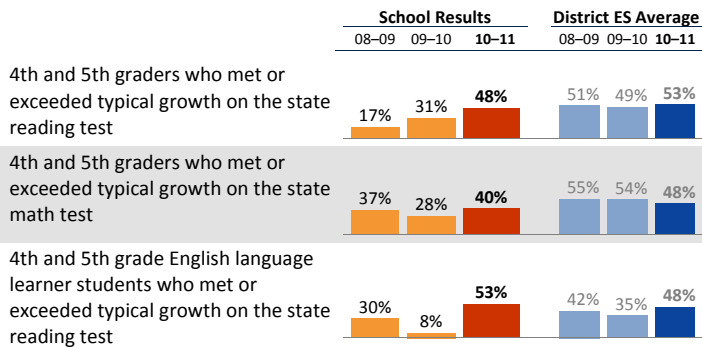
Accountability and School Performance

Seattle Public Schools Segmentation Level: **Level 1**
 Federal Adequate Yearly Progress (AYP) Status: **Step 5**
 Percent of Federal AYP criteria met: **56%**

Student, Family, and Staff School Climate Survey



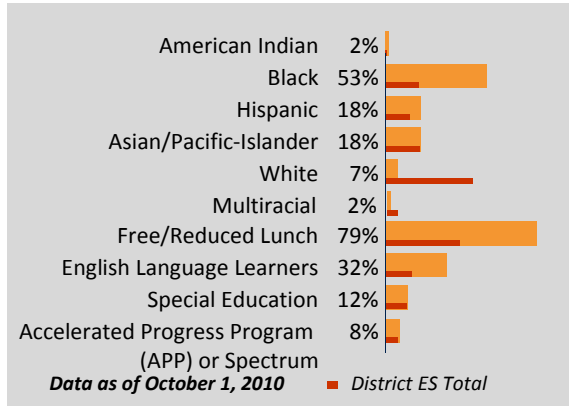
Year-to-Year Growth: Following the Same Students



Growth measures compare academic gains from year-to-year for the same group or cohort of students. Students who "met or exceeded typical growth" grew as much (or more) than other students across the state with similar test scores in previous years.

**Reported results for each survey category equal the average positive responses for a subset of questions. Detailed results can be found on the School Reports and Survey page: http://bit.ly/school_reports

Student Demographics



Student Proficiency on State Tests

School average compared to District elementary school average

	Reading		Mathematics	
	School	District Avg	School	District Avg
American Indian		47% ↘ 6		38% ↘ 1
Black	22%	↗ 8	49%	↗ 2
Hispanic	54%	↗ 32	57%	↗ 3
Asian/Pacific-Islander	46%	↗ 12	75%	↗ 2
White		88%	↗ 2	82%
Multiracial		81%		69%
Free/Reduced Lunch	31%	↗ 14	55%	↗ 4
Eng. Lang. Learners	21%	↗ 6	33%	↗ 6
Special Education	5%	↘ 1	50%	↗ 2
APP or Spectrum		99%	↗ 1	98%



Hawthorne Elementary

Sandra Scott, *Principal*

School Plan & Budget for the 2011-2012 School Year

School Mission Statement

Hawthorne Mission: To create an engaging learning environment that empowers students to pursue their personal best and where race, class or disability is not a predictor of what a child can do.

School Goals

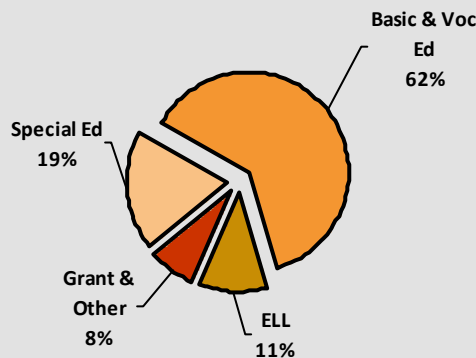
We will increase the percentage of all students meeting or exceeding typical growth on the Measurement of Academic Progress assessment from 70% to 90%. The percentage of 4th grade students meeting proficiency on the state MSP will increase from 15% to 75% in reading and math, and 5th grade students will show 30% improvement in all academic areas as indicated by the state MSP assessment. Other goals include strengthening connections between the school and the surrounding community through an increase in volunteer, family and community involvement

School Description and Plan to Achieve Goals

Implement a Balanced Literacy Approach to effectively differentiate instruction to the full range of learners. Use Readers Workshop model in classrooms Kindergarten through 5th grades to develop students as writers and readers. Math workshop model is used school wide to enrich students' learning experiences in mathematics. Provide teachers with daily common planning time as well as extended time to work in Professional Learning Communities. Differentiated instruction is used to meet the needs of all learners. All Hawthorne students participate in our Multi Arts program. Art is intergrated throughout the core curriculum utilizing music, visual and performing arts. Hawthorne has a robust Family engagement program staffed by two Family support Workers and a part time Family Engagement Coordinator with the goal to increase parental involvement in students' learning experience, promote academic success and foster a supportive learning environment in our school community. Our parent and community group, Friends Of Hawthorne, is actively engaged in helping us achieve our goals through fundraising, culminating with their annual Hawthorne School Auction.

Annual Budget Report

2011-2012 Percent of School Funding



All financial data are from the 2011-12 recommended budget.

Total 2011-2012 School Budget:

\$2,798,290

Projected 2011-12 Student Enrollment:

341

Per-Student Funding:

\$8,206

Invitation to Participate

One of the goals of having School Reports is to support our families as critical partners with us in your student's academic success. To get involved, please share this information with your friends and neighbors, visit your child's school, or consider talking to your child's teacher or principal about joining the school's Building Leadership Team or Parent Teacher Student Association to shape your school's improvement plan.

District Mission Statement

The mission at Seattle Public Schools is to ensure every student graduates ready for college, career and life.