



Greenwood Elementary

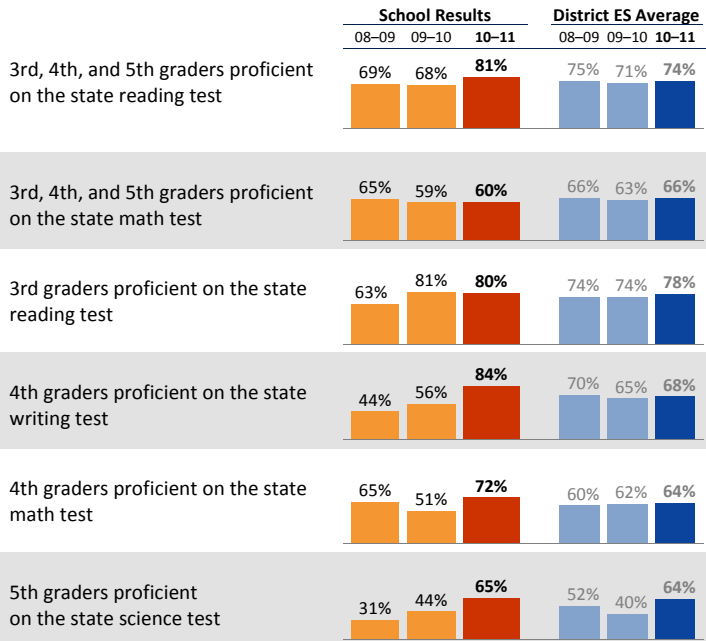
Walter Trotter, *Principal*

School Report for the 2010–2011 School Year

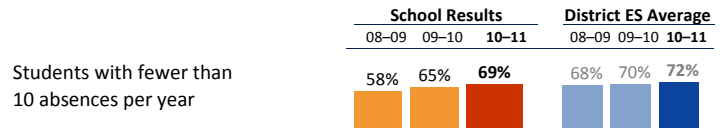
www.greenwoodpta.org/

2010-2011 School Year
 # Students: 327
 # Teachers: 22 # Other Staff: 12
 Average class size: 23
 Average daily attendance: 95.3%
 Student mobility: 7%

Student Achievement



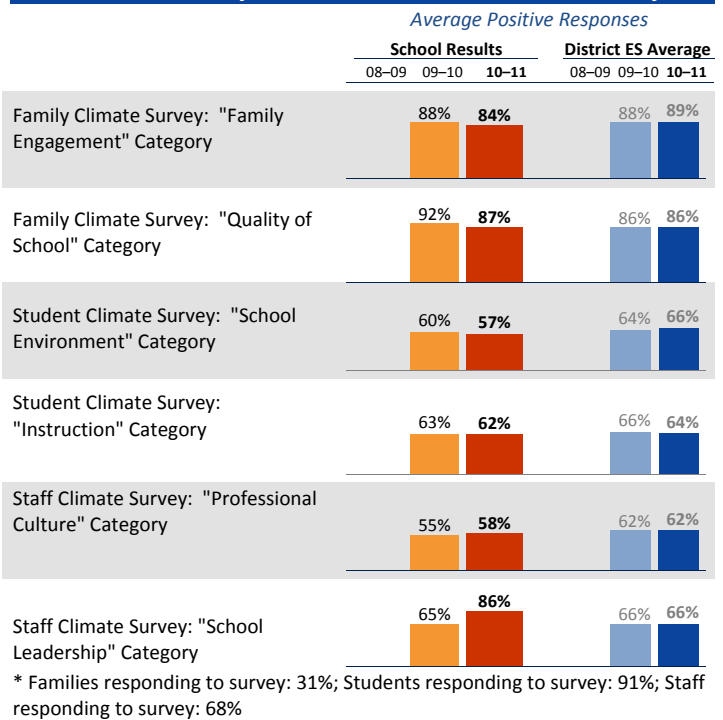
Attendance



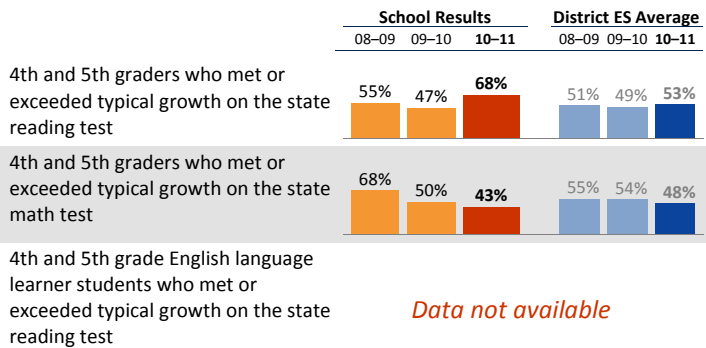
Accountability and School Performance

Seattle Public Schools Segmentation Level: **Level 3**
 Federal Adequate Yearly Progress (AYP) Status: **Not in Improvement**
 Percent of Federal AYP criteria met: **100%**

Student, Family, and Staff School Climate Survey



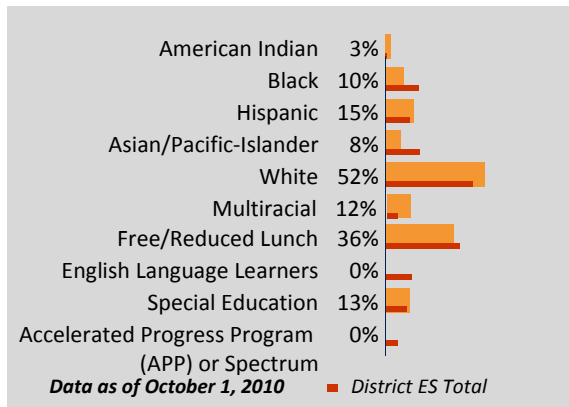
Year-to-Year Growth: Following the Same Students



Growth measures compare academic gains from year-to-year for the same group or cohort of students. Students who "met or exceeded typical growth" grew as much (or more) than other students across the state with similar test scores in previous years.

**Reported results for each survey category equal the average positive responses for a subset of questions. Detailed results can be found on the School Reports and Survey page: http://bit.ly/school_reports

Student Demographics



Student Proficiency on State Tests

School average compared to District elementary school average

	Reading		Mathematics	
	School	District Avg	School	District Avg
American Indian		47% ↘ 6	38%	↘ 1
Black	75%	↔	49%	↗ 2
Hispanic	64%	↗ 23	57%	↗ 3
Asian/Pacific-Islander	75%	↗ 16	45%	↗ 14
White	75%	↗ 2	56%	↘ 26
Multiracial	90%	↗ 12	71%	↘ 1
Free/Reduced Lunch	86%	↗ 12	68%	↗ 2
Eng. Lang. Learners	86%	↗ 12	82%	↗ 3
Special Education	86%	↗ 12	64%	↗ 2
APP or Spectrum	73%	↗ 13	69%	↗ 1
		55%	44%	↗ 5
		↗ 4	44%	↗ 1
		33%	27%	↘ 2
		↗ 6	37%	↗ 2
		↗ 2	37%	↗ 2
		50%	98%	↗ 1
		↗ 1		



Greenwood Elementary

Walter Trotter, *Principal*

School Plan & Budget for the 2011-2012 School Year

School Mission Statement

We respect and celebrate the diversity and uniqueness of our students and families. Greenwood is committed to providing quality education for students in a collaborative environment that involves the entire school community. We will support the intellectu

School Goals

For intermediate students in third through fifth grade, we will increase the percentage of students proficient on the state math test from 62% to 70% and increase from 81% to 85% for reading. For writing, our goal is to increase the percentage of 4th grade students proficient on the state writing test from 66% to 80%. In science our goal is to increase the percentage of 5th grade students proficient on the state science test from 66% to 80%.

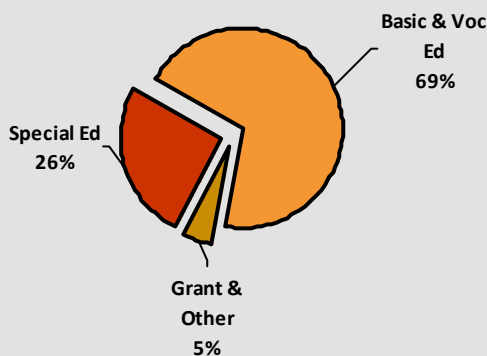
School Description and Plan to Achieve Goals

Math: When reviewing our MSP data, we find that academic achievement gap continues to greatest among students facing socio-economic issues and those that are not. Over the past several years we have increased the overall achievement of students facing socio-economic challenges and annual yearly progress (AYP) has been met on the state assessment in all areas. However, an achievement gap still exists and we believe that supplemental math activities, math workshop strategies and additional math support will better facilitate students overall achievement.

Reading: When reviewing our MSP data, we find that the reading achievement gap is greatest among students facing socio-economic challenges and those that are not. Over the past several years, students facing socio-economic challenges have met annual yearly progress on the state assessment however an achievement gap still exists. Reading readiness and readers workshop strategies will better facilitate students overall achievement.

Annual Budget Report

2011-2012 Percent of School Funding



All financial data are from the 2011-12 recommended budget.

Total 2011-2012 School Budget:

\$2,421,138

Projected 2011-12 Student Enrollment:

329

Per-Student Funding:

\$7,359

Invitation to Participate

One of the goals of having School Reports is to support our families as critical partners in promoting student's academic success. To get involved, please share this information with your friends and neighbors, visit our school, or consider talking to your child's teacher, principal or Parent Teacher Student Association about how you can be involved to shape and enhance your school's educational environment.

District Mission Statement

The mission at Seattle Public Schools is to ensure every student graduates ready for college, career and life.