



# Daniel Bagley Elementary

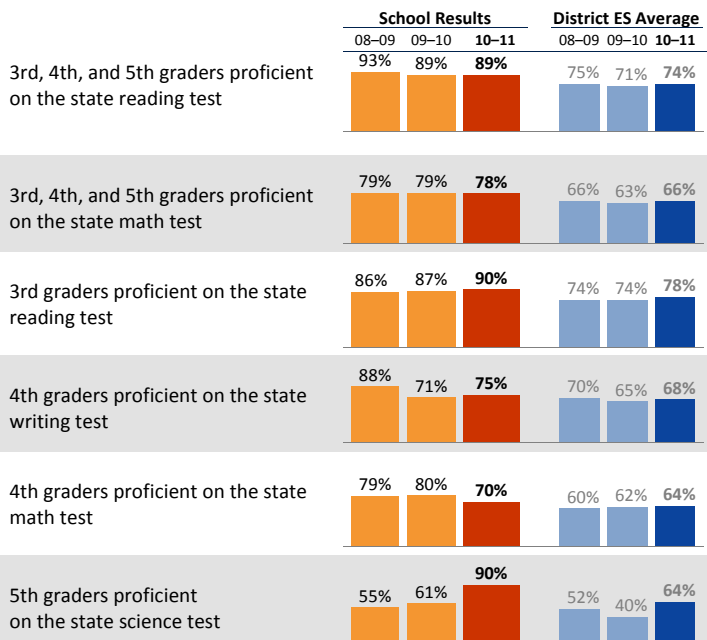
Erika Ayer, Principal

## School Report for the 2010–2011 School Year

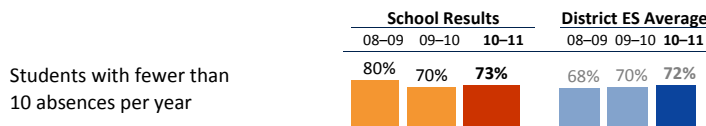
[www.danielbagley.com](http://www.danielbagley.com)

**2010-2011 School Year**  
 # Students: 385  
 # Teachers: 24 # Other Staff: 12  
 Average class size: 26  
 Average daily attendance: 95.8%  
 Student mobility: 5%

### Student Achievement



### Attendance



### Accountability and School Performance

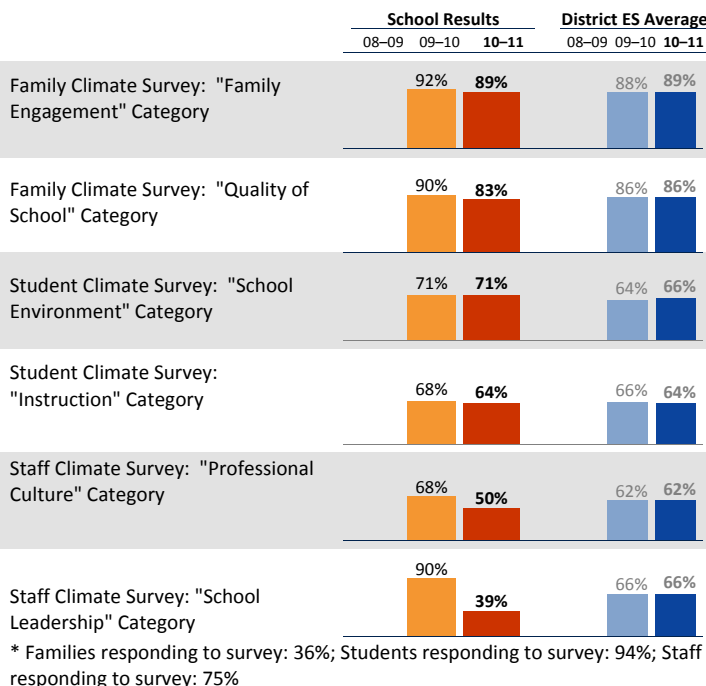
Seattle Public Schools Segmentation Level: **Level 5**

Federal Adequate Yearly Progress (AYP) Status: **Not in Improvement**

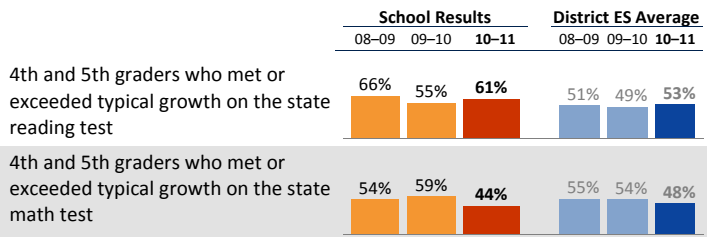
Percent of Federal AYP criteria met: **100%**

### Student, Family, and Staff School Climate Survey

Average Positive Responses



### Year-to-Year Growth: Following the Same Students



4th and 5th grade English language learner students who met or exceeded typical growth on the state reading test

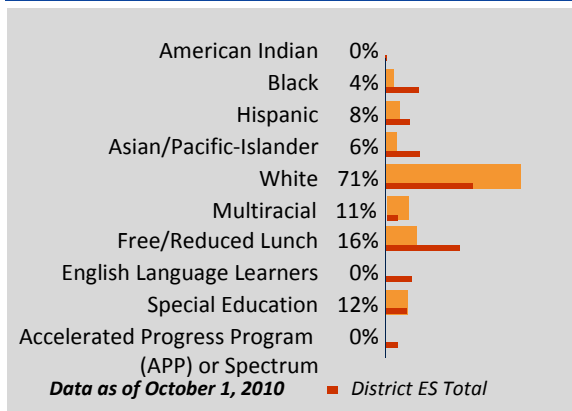
*Data not available*

Growth measures compare academic gains from year-to-year for the same group or cohort of students. Students who "met or exceeded typical growth" grew as much (or more) than other students across the state with similar test scores in previous years.

\* Families responding to survey: 36%; Students responding to survey: 94%; Staff responding to survey: 75%

\*\*Reported results for each survey category equal the average positive responses for a subset of questions. Detailed results can be found on the School Reports and Survey page: [http://bit.ly/school\\_reports](http://bit.ly/school_reports)

### Student Demographics



### Student Proficiency on State Tests

School average compared to District elementary school average

	Reading		Mathematics	
	School	District Avg	School	District Avg
American Indian		47% ↘ 6	38%	↘ 1
Black	64%	↘ 8	49%	↗ 2
Hispanic	100%	↗ 3	64%	↘ 3
Asian/Pacific-Islander	100%	↔	57%	↗ 3
White	89%	↘ 2	69%	↗ 2
Multiracial	94%	↗ 2	100%	↗ 8
Free/Reduced Lunch	88%	↗ 10	71%	↘ 1
Eng. Lang. Learners		81%	100%	↗ 8
Special Education	58%	↘ 7	72%	↗ 5
APP or Spectrum		33%	72%	↗ 5
		99%	44%	↗ 1
		99%	27%	↘ 2
		50%	37%	↗ 2
		99%	98%	↗ 1



# Daniel Bagley Elementary

Erika Ayer, Principal

## School Plan & Budget for the 2011-2012 School Year

### School Mission Statement

Daniel Bagley School is committed to building a collaborative school community focused on every child reaching his or her fullest potential academically, health & fitness, socially and emotionally. We believe that high quality instruction, positive relationships with children, and a dedication to values that embrace inclusion will best prepare children for middle school.

### School Goals

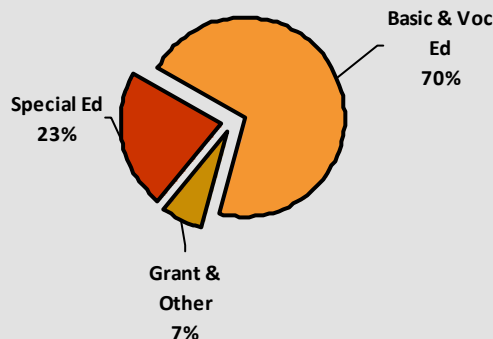
For 3rd grade students we will increase the % of students proficient on the state math test from 87.3% to 87.5% and from 90.5% to 91% for reading. For 4th grade students we will increase the % of students proficient on the state math test from 70% to 80%, from 75% to 78% for writing and from 84% to 87% for reading. For 5th grade students we will increase the % of students proficient on the state math test from 77% to 78% and from 94% to 95% in reading. For all students we will % of Students feeling positive about school from 71% to 75%.

### School Description and Plan to Achieve Goals

**READING:** Strategies include: Invest In Youth tutoring, Readers Workshop in conjunction with the Montessori Language Curriculum is taught grades K-5 by all teachers. Teachers will use mini lesson approach to Reader's Workshop and provide time for conferring. Meet in grade level bands to develop curriculum map and strategies for teaching GLE's to students. Specially Designed Instruction in the area of reading for students receiving IEP services. **MATH:** Strategies include: PLC work on analyzing lessons, student mathematics performance on unit test/quarter exams, exit tickets, formative assessments, and student work. Classroom lessons are differentiated to meet individual needs of students. MAP data is used to inform instruction levels and for growth measures. Daniel Bagley Mathematics Teacher Lead (Contemporary and Montessori) for K-5 classrooms. DB teachers (two) will lead professional development opportunities for teachers in the focus area of mathematics. Invest in Youth Tutoring for students needing mathematics support. IEP case managers work with general education teachers to collaboratively plan instruction and appropriate interventions to improve student learning. Teachers will team teach mathematics instruction. **WRITING:** Strategies include: Writers Workshop will be taught K-5 by all teachers. Expository Writing will be a focus area earlier in the in the school. Professional Learning Communities and Grade Level Band meetings will be dedicated to planning, review of student writing, calibrate scoring using TC writing continuum and adjusting instruction. Teachers also use common rubric for assessing writing.

### Annual Budget Report

2011-2012 Percent of School Funding



All financial data are from the 2011-12 recommended budget.

Total 2011-2012 School Budget:

**\$2,481,099**

Projected 2011-12 Student Enrollment:

**387**

Per-Student Funding:

**\$6,411**

### Invitation to Participate

One of the goals of having School Reports is to support our families as critical partners with us in your student's academic success. To get involved, please share this information with your friends and neighbors, visit your child's school, or consider talking to your child's teacher or principal about joining the school's Building Leadership Team or Parent Teacher Student Association to shape your school's improvement plan.

### District Mission Statement

The mission at Seattle Public Schools is to ensure every student graduates ready for college, career and life.