



B.F. Day Elementary

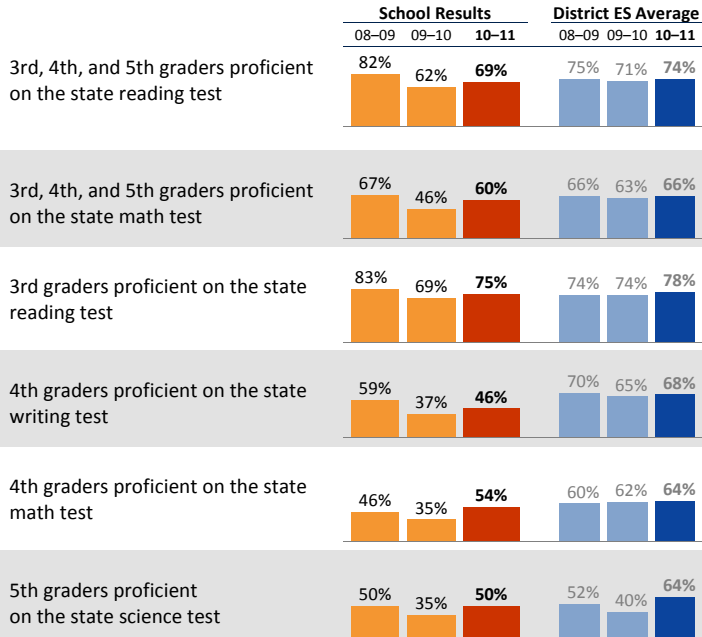
Susan McCloskey, Principal

School Report for the 2010–2011 School Year

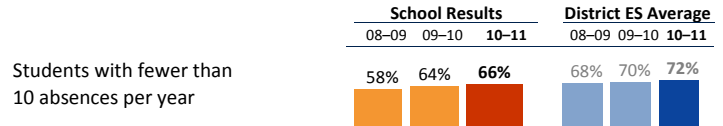
<http://dayes.seattleschools.org/>

2010-2011 School Year
 # Students: 331
 # Teachers: 22 # Other Staff: 11
 Average class size: 23
 Average daily attendance: 94.7%
 Student mobility: 18%

Student Achievement



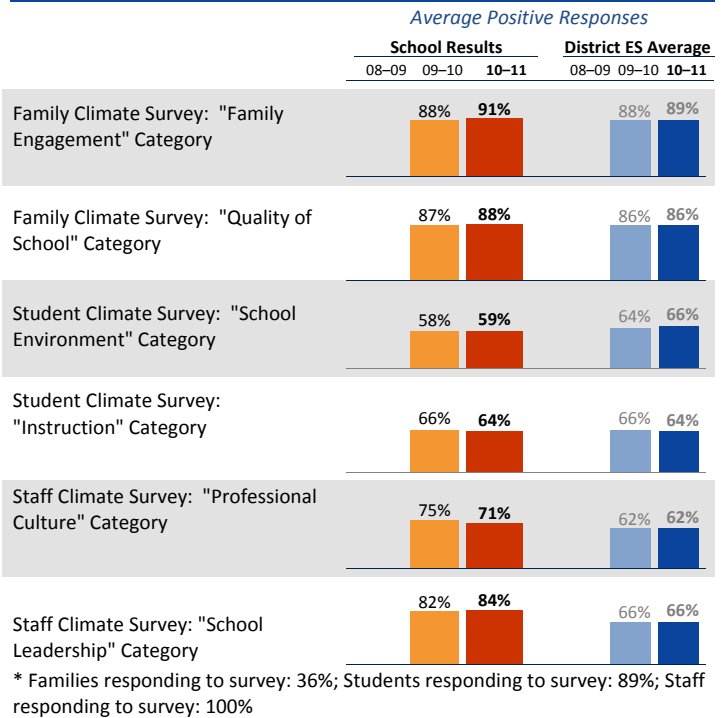
Attendance



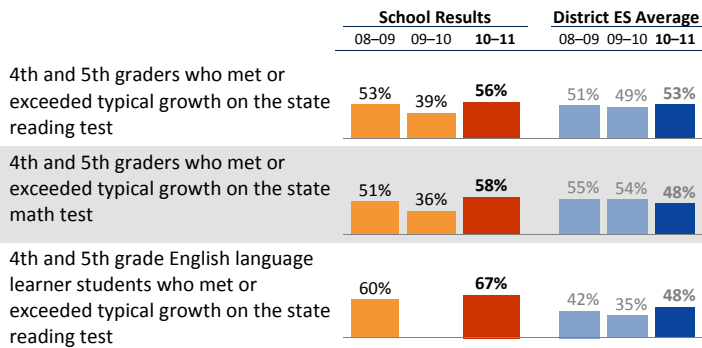
Accountability and School Performance

Seattle Public Schools Segmentation Level: **Level 2**
 Federal Adequate Yearly Progress (AYP) Status: **Step 1**
 Percent of Federal AYP criteria met: **92%**

Student, Family, and Staff School Climate Survey



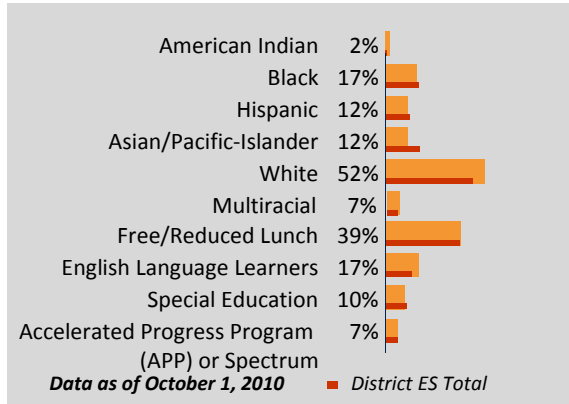
Year-to-Year Growth: Following the Same Students



Growth measures compare academic gains from year-to-year for the same group or cohort of students. Students who "met or exceeded typical growth" grew as much (or more) than other students across the state with similar test scores in previous years.

**Reported results for each survey category equal the average positive responses for a subset of questions. Detailed results can be found on the School Reports and Survey page: http://bit.ly/school_reports

Student Demographics



Student Proficiency on State Tests

School average compared to District elementary school average

	Reading		Mathematics	
	School	District Avg	School	District Avg
American Indian		47% ↘ 6	38%	↘ 1
Black	45%	↗ 3	49%	↗ 2
Hispanic	50%	↗ 19	57%	↗ 3
Asian/Pacific-Islander	50%	↔	75%	↗ 2
White	82%	↘ 1	88%	↗ 2
Multiracial	82%		81%	
Free/Reduced Lunch	46%	↗ 1	55%	↗ 4
Eng. Lang. Learners	22%	↘ 3	33%	↗ 6
Special Education	38%	↘ 32	50%	↗ 2
APP or Spectrum	100%		99%	↗ 1
			91%	↗ 1



B.F. Day Elementary

Susan McCloskey, *Principal*

School Plan & Budget for the 2011-2012 School Year

School Mission Statement

B.F. Day is committed to providing a high quality learning environment for all students. Our mission is to provide a strong foundation in the academic basics and to challenge each student to excel. We strive to foster a lifelong love of learning, to develop an appreciation of community participation, and to encourage peaceful conflict resolution.

School Goals

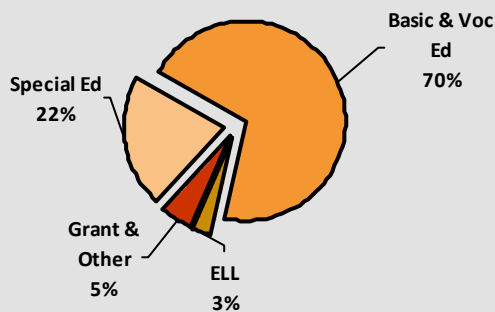
Our specific goals are for students to meet or exceed grade level standards as measured by the state tests as follows: MATH: To increase the % of students meeting standard from 55% to 65% for 3rd grade, 53% to 64% for 4th grade and 72% to 75% for 5th grade. READING: To increase the % of students meeting standard from 76% to 80% for 3rd grade, 62% to 71% for 4th grade, 67% to 72% for 5th grade. 70% of 2nd grade students will meet the DRA standard in reading.

School Description and Plan to Achieve Goals

B.F. Day is known as the Family School and is the oldest continually operating school in the district. We have been graduating students since 1892. We strive to provide a quality education to each student. We offer Spanish, Art and PE for all students. Several of our students have qualified for Advanced Learning, and we plan the classes to meet their needs. We have Family Dinners periodically during the year and have a strong PTSA which funds a part time vocal music teacher. As we continue to work to improve, we are focused on Math, Writing and Reading. Students who need extra help work in small groups with a part time reading teacher. We also provide one-on-one after-school tutoring to help students with basic math, reading and writing skills. Our Sound Partner tutors work on phonics skills with our primary students who need additional help. Our teachers work together to track student progress and plan lessons around their needs based on classroom assessments and Measurement of Academic Progress (MAP) data. We provide additional support to English Language Learners with a teacher and assistants. We support our special education students in the general education classrooms, ensuring they have the services they need with the support of teachers and assistants. We want all of our students to graduate feeling confident and prepared to succeed in Middle School.

Annual Budget Report

2011-2012 Percent of School Funding



All financial data are from the 2011-12 recommended budget.

Total 2011-2012 School Budget:

\$2,348,225

Projected 2011-12 Student Enrollment:

346

Per-Student Funding:

\$6,787

Invitation to Participate

One of the goals of having School Reports is to support our families as critical partners with us in your student's academic success. To get involved, please share this information with your friends and neighbors. Please visit your school and communicate regularly with your child's teacher or principal. Join the Parent Teacher Student Association to shape your school's improvement plan.

District Mission Statement

The mission at Seattle Public Schools is to ensure every student graduates ready for college, career and life.