



West Seattle High School

Ruth Medsker, Principal

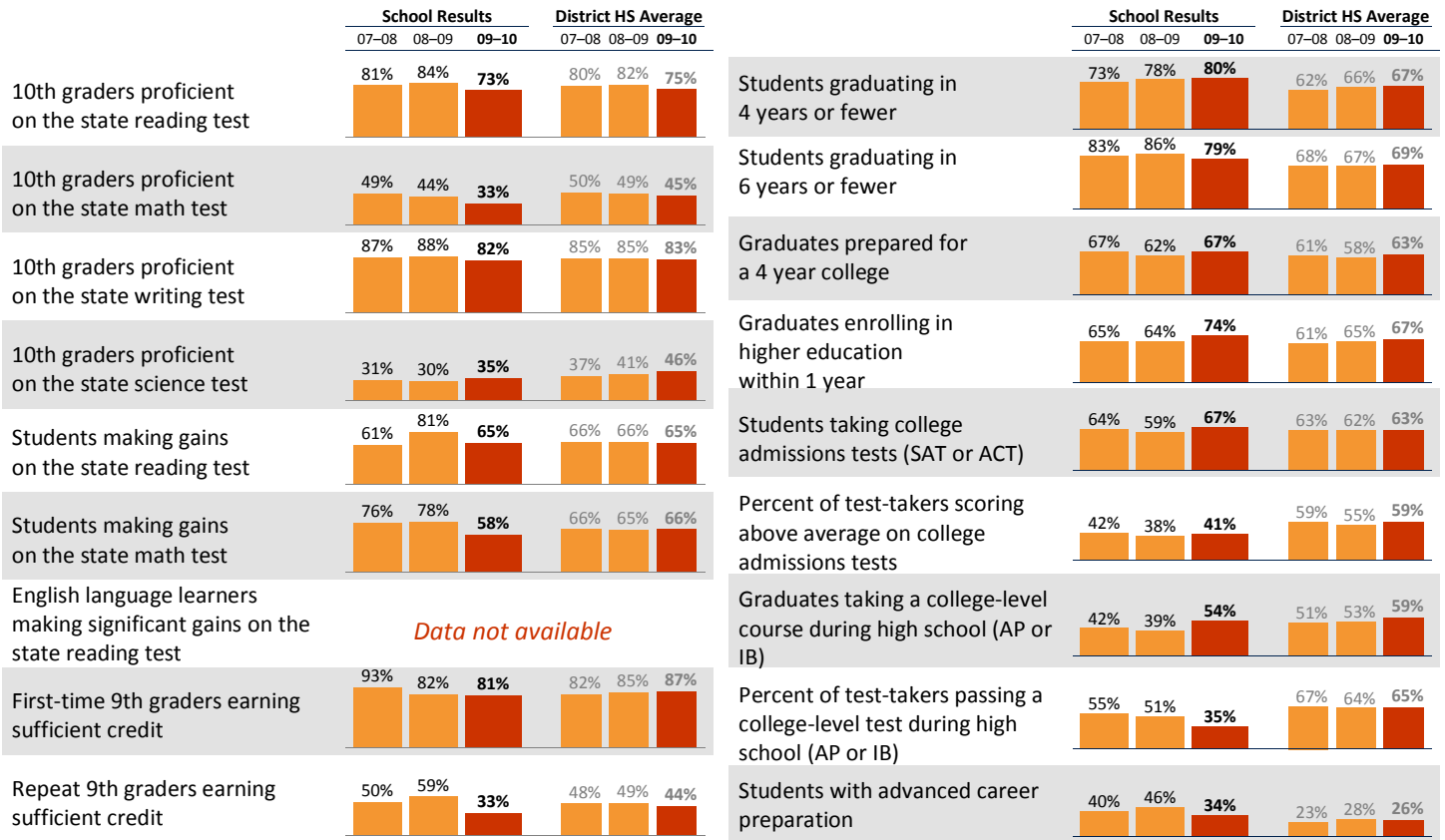
School Report for 2009–2010 School Year

www.seattleschools.org/schools/wshs

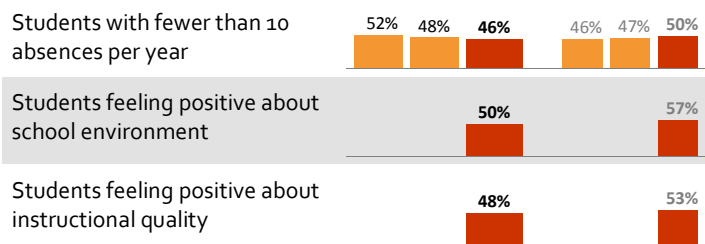
Updated 3/18/2011

Students: 1,137
 # Teachers: 65 # Other Staff: 30
 Average class size: 27
 Average daily attendance: 89.3%
 Student mobility: 14%

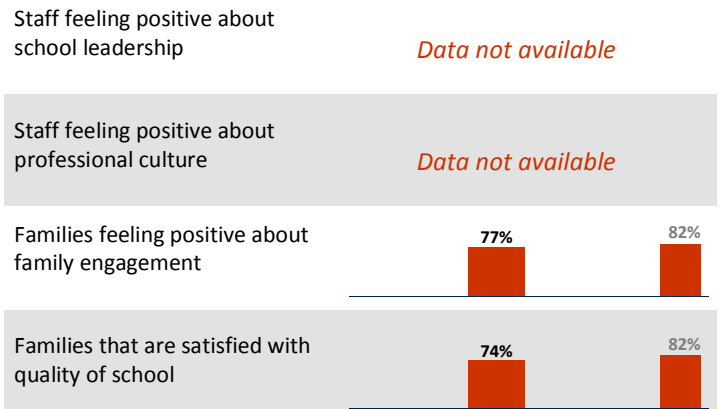
Academic Growth & Student Outcomes



Student Climate & Engagement



Family/Staff Climate & Engagement

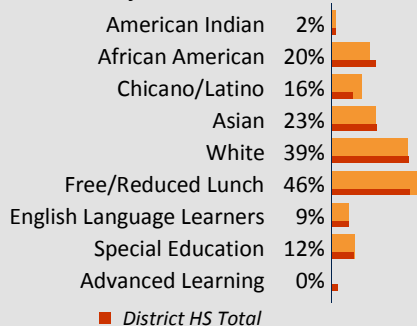


Accountability & School Performance

Seattle Public Schools Segmentation Level: **Level 2**
 Federal Annual Yearly Progress (AYP) Status: **Step 5**
 Percent of Federal AYP criteria met: **67%**

School Demographics

Data as of October 1, 2009



Student Proficiency on State Tests

	Reading		Mathematics	
	School	District Avg	School	District Avg
American Indian		69% ↘ 1		29% ↔
African American	57%	↘ 15	6%	↘ 9
Chicano/Latino	82%	↘ 2	29%	↘ 11
Asian	78%	↘ 5	46%	↘ 12
White	76%	↘ 12	38%	↘ 10
Free/Reduced Lunch	65%	↘ 13	23%	↘ 12
Eng. Lang. Learners	10%	↘ 52	7%	↘ 6
Special Education	43%	↗ 17	3%	↘ 6
Advanced Learning		100% ↔		99% ↔

* Families responding to survey: 20%; Students responding to survey: 57%; Staff responding to survey: 20%



West Seattle High School

Ruth Medsker, *Principal*

School Report for 2009–2010 School Year

School Mission Statement

West Seattle High School strives to help every student graduate on time with a plan for college, work and life. We personalize education for each student. Staff, families, and community work collaboratively to promote a positive learning community. Every student a learner Every parent a partner Every staff member a leader Every community member a mentor

School Goals

•At least 90% of first-time 9th graders earn 5 or more credits, an increase from 81% in 2010. •At least 92% of students will attend school every day, an increase from 89%. •At least 60% of students enroll in AP courses, an increase from 54%. •At least 50% of students will meet or exceed state grade level math standards on the End of Course Exams, an increase from 33%. •At least 80% of students will meet or exceed state grade level reading standards on the HSPE, an increase from 73%. •At least 85% of students will meet or exceed state grade level writing standards on the HSPE for writing, an increase from 82%. •At least 50% of students will meet or exceed state grade level science standards on the HSPE for science, an increase from 35%.

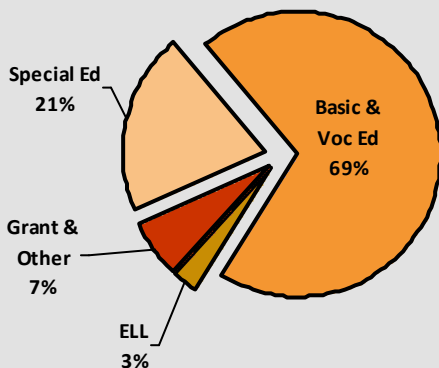
School Description & Plans to Achieve Goals

WSHS is steeped in tradition and has strong community support. We proudly offer a full range of courses to challenge all students, readying them for competitive post-high school options. Students are encouraged to enroll in Honors classes in grades 9 and 10, Advanced Placement (AP) in grades 11 and 12, and Career and Technical Education courses in all grades. Graduation rates for our students continue to be higher than the district average. We are proud of our students whose goals are to continue their education. Last year our students were accepted into over 40 colleges and universities across the United States and 91% planned to enroll. For each of the past four years, a WSHS student has been awarded the prestigious Gates Millenium Scholarship to any US college or university. On average, our students annually have been awarded over a quarter-million dollars in scholarships.

To meet state and district standards we are providing support to all students in math by implementing a continuum of courses that range from a two-period Algebra Block through Advanced Placement Calculus and Statistics. Student data was used to place students in classes at their skill levels. We have formulated task forces to address issues of attendance, discipline, safety, and the master schedule. The goal is to create sustainable systems that provide social/emotional support and a rigorous schedule for all students. Teachers in all subject areas are continuously improving by setting professional goals and meeting together to share effective teaching practices.

Annual Budget Report

Percent of School Funding



Total School Budget:

\$6,626,877

Per-Student Funding:

\$7,454

All financial data are from the 2010-11 recommended budget.

Invitation to Participate

One of the goals of having School Reports is to support our families as critical partners with us in your student's academic success. To get involved, please share this information with your friends and neighbors, visit your child's school, or consider talking to your child's teacher or principal about joining the school's Building Leadership Team or Parent Teacher Student Association to shape your school's improvement plan.

District Mission Statement

Enabling all students to achieve to their potential through quality instructional programs and a shared commitment to continuous improvement.