



View Ridge Elementary

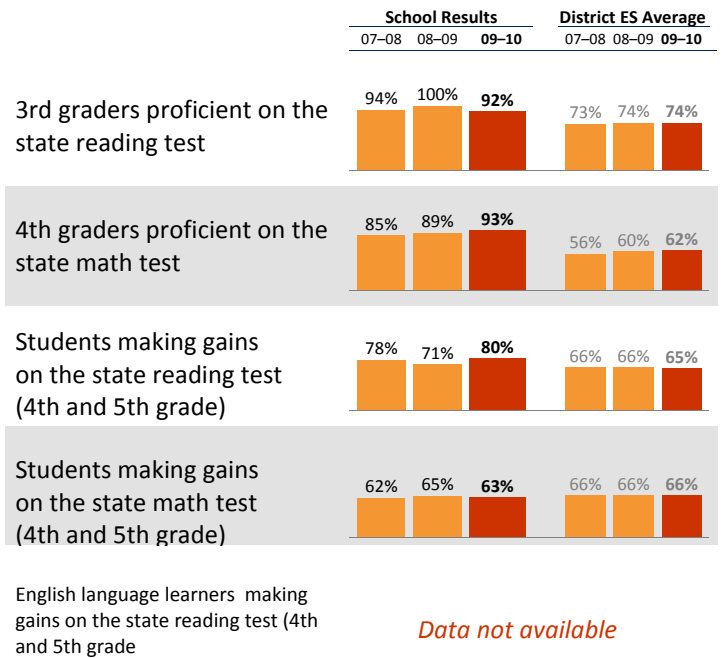
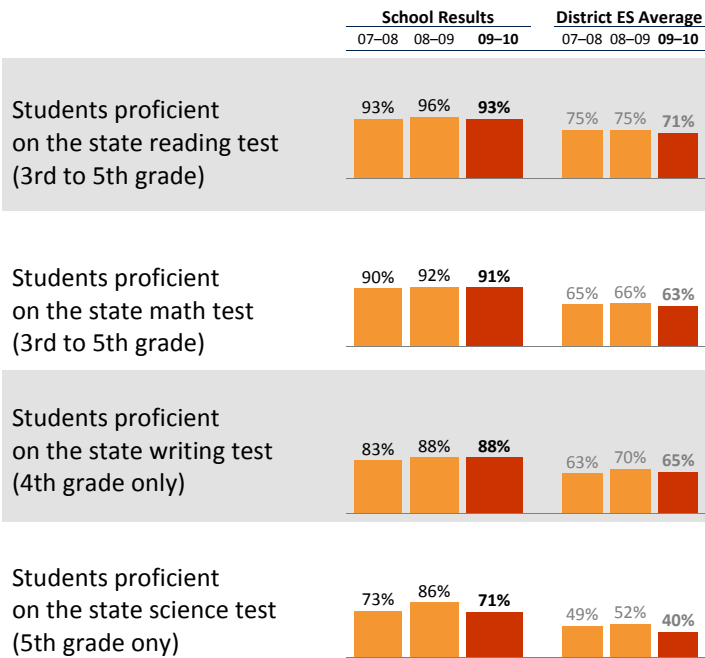
Terri Skjei, Principal

School Report for 2009–2010 School Year

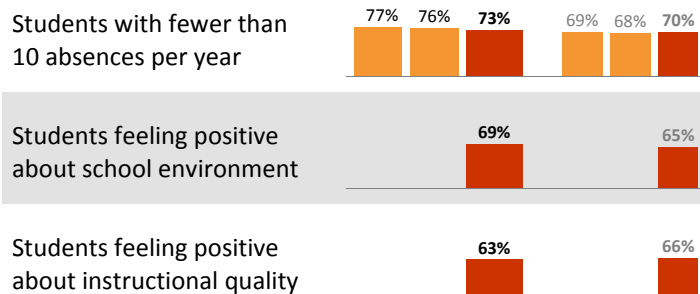
www.seattleschools.org/schools/viewridge

Students: 500
 # Teachers: 34 # Other Staff: 11
 Average class size: 23
 Average daily attendance: 95.8%
 Student mobility: 6%

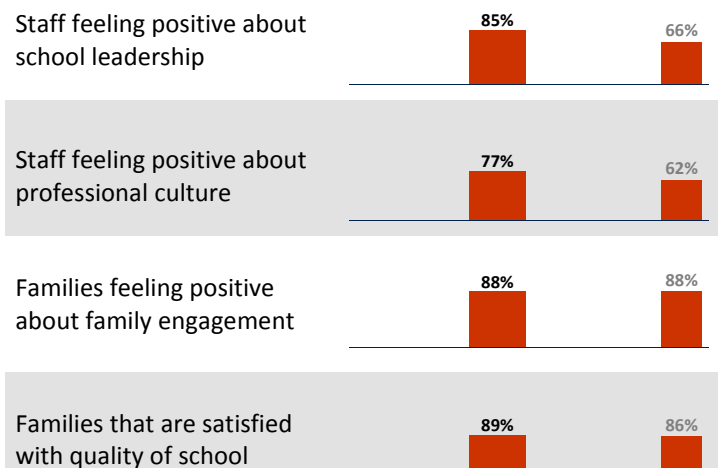
Academic Growth & Student Outcomes



Student Climate & Engagement



Family/Staff Climate & Engagement

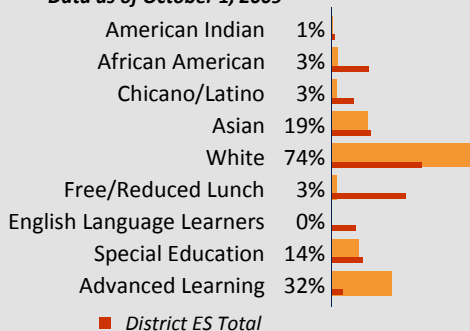


Accountability & School Performance

Seattle Public Schools Segmentation Level: **Level 5**
 Federal Annual Yearly Progress (AYP) Status: **Not in Improvement**
 Percent of Federal AYP criteria met: **100%**

School Demographics

Data as of October 1, 2009



Student Proficiency on State Tests

	Reading		Mathematics	
	School	District Avg	School	District Avg
American Indian		53% ↘13		39% ↘12
African American		46% ↘6		33% ↘5
Chicano/Latino		54% ↘6		46% ↘1
Asian	98% ↘2	73% ↘3	98% ↔	72% ↗1
White	93% ↘4	86% ↘3	91% ↘1	79% ↘5
Free/Reduced Lunch		51% ↘5		42% ↘2
Eng. Lang. Learners		27% ↘8		30% ↗2
Special Education	72% ↘9	48% ↘6	59% ↘4	36% ↘3
Advanced Learning	100% ↔	98% ↘1	100% ↔	97% ↘1

* Families responding to survey: 58%; Students responding to survey: 98%; Staff responding to survey: 100%



View Ridge Elementary

Terri Skjei, *Principal*

School Report for 2009–2010 School Year

School Mission Statement

View Ridge Elementary aims to provide a challenging curriculum, with emphasis on the basic academic skills and the arts, to meet the needs of all students. Through collaboration and continued parental/community involvement, students of all ethnicities will demonstrate confidence and a strong positive mental attitude.

School Goals

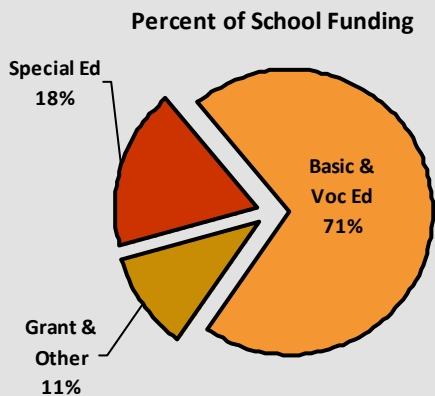
We will use classroom based assessments and the Measurement of Academic Progress data that is given three times per year to guide our instruction. Our goals are that 90% of our Gr. 3 students and 94% of our Gr. 4 & 5 will meet the state standards in math. 89% of our Gr. 4 students will meet the state standards in writing. 90% of our Gr. 3, 93% of our Gr. 4 and 91% of our Gr. 5 students will meet the state standards in reading. 75% of our Gr. 5 students will meet the state standards in science. These percentages will be based on the Measurement of Student Progress assessments that our grade 3/4/5 students take each spring. We are focusing on a School Climate goal as well by implementing the Positive Discipline model school-wide.

School Description & Plans to Achieve Goals

View Ridge resides in a lovely neighborhood and is known for housing a variety of programs and services. We are known as the View Ridge Otters. Our school population continues to increase and we are addressing related issues as to how to best serve students. We have a strong and active parent population that works together to support students, staff and families. View Ridge has a developmental preschool on site, multiple classrooms K-5 and serves students in Special Education and Spectrum. One of the impressive qualities of the school is the commitment to the arts. An annual Family Arts Night encompasses a variety of venues featuring art, music, movement, technology and featured artists. We have Mentor groups that provide opportunities for students of different grades to connect and support community service. Our librarian coordinates visiting authors sharing their craft with students. We have also been active in the Writers in the Schools program (WITS) working with a resident poet in grades 3, 4 and 5. Our PTA sponsors numerous community events and makes significant contributions to the school and staff.

We are in our second year of implementing the Positive Discipline model, addressing school climate. Several teacher leaders have led sessions on math, literacy, MAP, Readers and Writers Workshop. We have a school intervention team that closely monitors student progress and provides additional support. We are proud of a high level of sustained academic achievement. The View Ridge staff is highly collaborative and works hard to meet the needs of students. We want all of our students to gain confidence and be prepared to succeed in Middle School.

Annual Budget Report



Total School Budget:

\$3,402,918

Per-Student Funding:

\$6,752

All financial data are from the 2010-11 recommended budget.

Invitation to Participate

One of the goals of having School Reports is to support our families as critical partners with us in your student's academic success. To get involved, please share this information with your friends and neighbors, visit your child's school, or consider talking to your child's teacher or principal about joining the school's Building Leadership Team or Parent Teacher Student Association to shape your school's improvement plan.

District Mission Statement

Enabling all students to achieve to their potential through quality instructional programs and a shared commitment to continuous improvement.