



Salmon Bay K-8 School

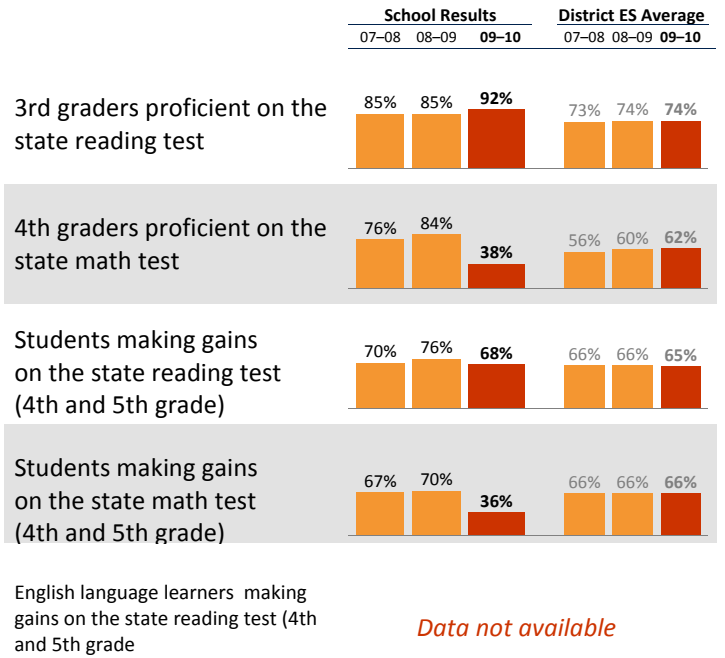
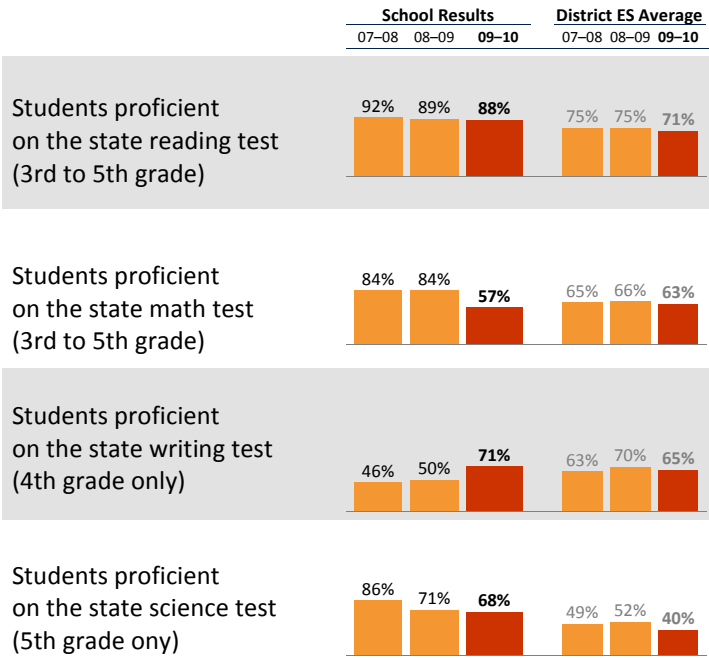
Jodee Reed, Principal

School Report for 2009–2010 (Grades K–5)

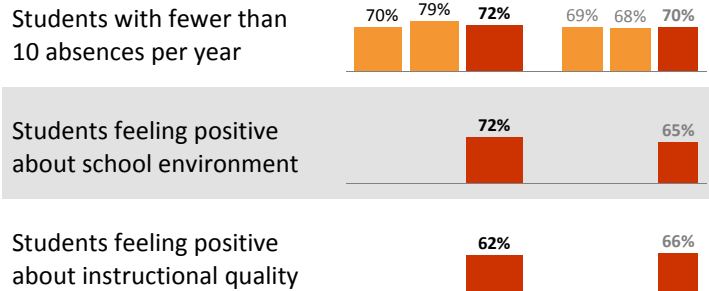
www.salmonbayschool.org

Students: 237
 # Teachers: 37 # Other Staff: 13
 Average class size: 26
 Average daily attendance: 95.7%
 Student mobility: 4%

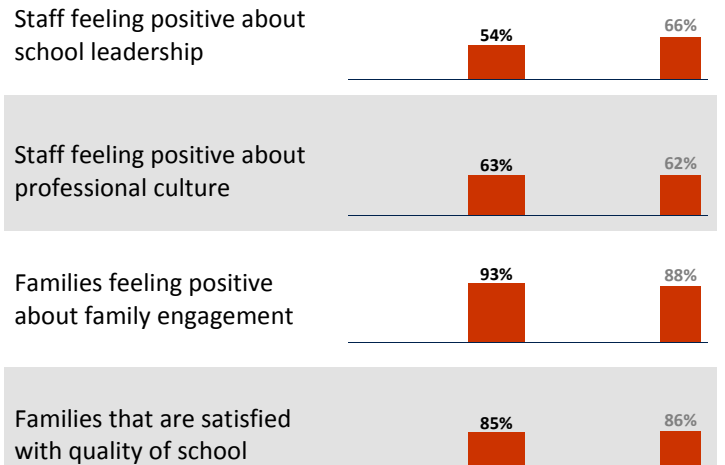
Academic Growth & Student Outcomes



Student Climate & Engagement



Family/Staff Climate & Engagement



Accountability & School Performance

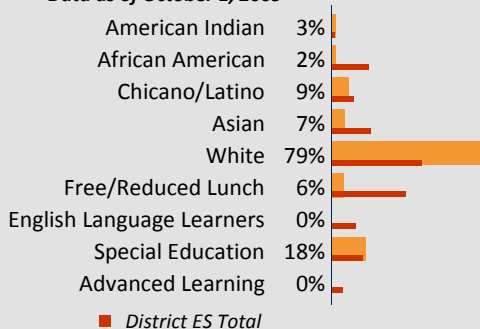
Seattle Public Schools Segmentation Level: **Level 3**

Federal Annual Yearly Progress (AYP) Status: **Not in Improvement**

Percent of Federal AYP criteria met: **95%**

School Demographics

Data as of October 1, 2009



Student Proficiency on State Tests

	Reading		Mathematics	
	School	District Avg	School	District Avg
American Indian		53% ↘13		39% ↘12
African American		46% ↘6		33% ↘5
Chicano/Latino	92%	54% ↘6	33%	46% ↘1
Asian		73% ↘3		72% ↗1
White	90% ↗1	86% ↘3	62% ↘22	79% ↘5
Free/Reduced Lunch		51% ↘5		42% ↘2
Eng. Lang. Learners		27% ↘8		30% ↗2
Special Education	79% ↗2	48% ↘6	52% ↘25	36% ↘3
Advanced Learning		98% ↘1		97% ↘1

* Families responding to survey: 47%; Students responding to survey: 95%; Staff responding to survey: 64%



Salmon Bay K-8 School

Jodee Reed, Principal

School Report for 2009–2010 School Year (Grades K-5)

School Mission Statement

Salmon Bay School is building small learning communities—connecting every child. This means immersing the student in a program that embraces child development as the guiding principle of learning, and builds relationships between kids, teachers, families and communities. This also means looking at the whole child in order to empower students to take ownership of their learning.

School Goals

- On the MSP state reading test, at least 95% of 3rd graders meet or exceed state grade level reading standards, an increase from 92% in 2010; at least 85% of 4th graders meet or exceed standards, an increase from 79% in 2010; and at least 97% of 5th graders meet or exceed standards, an increase from 95%.
- At least 75% of 4th graders meet or exceed state grade level writing standards on the MSP writing test, an increase from 71% in 2010.
- On the state MSP math test, at least 85% of 4th graders meet or exceed state grade level math standards, an increase from 79%; and at least 65% of 5th graders meet or exceed standards, an increase from 56% in 2010.
- At least 70% of 5th graders meet or exceed state grade level

School Description & Plans to Achieve Goals

At Salmon Bay school we strive to provide an alternative philosophy for the school experience with attention to a rigorous academic program, including multiple perspectives and learning styles; student –centered, integrated, project-based, hands-on curriculum; outdoor, environmental and experiential education; creativity and artistic expression in music, dance, art, drama, writing and thinking; school as a community that offers both support and responsibilities; a connection to the world as local and global citizens; and the values of inclusion and diversity.

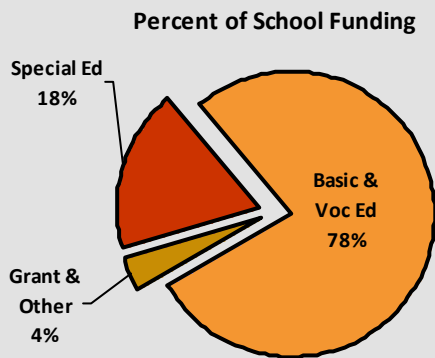
Reading: We will implement independent reading, reading in all content areas, research reading, reading workshop instruction, author studies, buddy reading programs, and a high level of involvement and conversation about the joy of books, stories, illustrators, series, and sharing ideas and reading in a literature group.

Math: We will implement Everyday Math, with selected alternative curriculums, Connected Math and Algebra. Our goal is that every student thinks of themselves as mathematicians, and that math is accessible, fun and challenging. We will study and review lesson design, student portfolios and classroom, district and state assessments. We will provide after school math program, as well as differentiated /targeted instruction during school time. Middle school math classes will all offer a challenge component and an elective challenge math class.

Writing: We will integrate writing to learn in all content areas and projects. Students will use writing notebooks, journals and publish in classrooms, magazines and electronic sites. We will implement Writers Workshop with the strategies of Lucy Caulkins, Columbia Teacher’s College and the Puget Sound Writing Project.

Science: We will foster scientific thinking, build scientific skills, use National Science Foundation kits and investigative curriculum, supplemented with additional resources and emphasize experiences in the field and lab.

Annual Budget Report



Total School Budget:

\$3,531,735

Per-Student Funding:

\$6,037

All financial data are from the 2010-11 recommended budget.

Invitation to Participate

One of the goals of having School Reports is to support our families as critical partners with us in your student’s academic success. To get involved, please share this information with your friends and neighbors, visit your child’s school, or consider talking to your child’s teacher or principal about joining the school’s Building Leadership Team or Parent Teacher Student Association to shape your school’s improvement plan.

District Mission Statement

Enabling all students to achieve to their potential through quality instructional programs and a shared commitment to continuous improvement.



Salmon Bay K-8 School

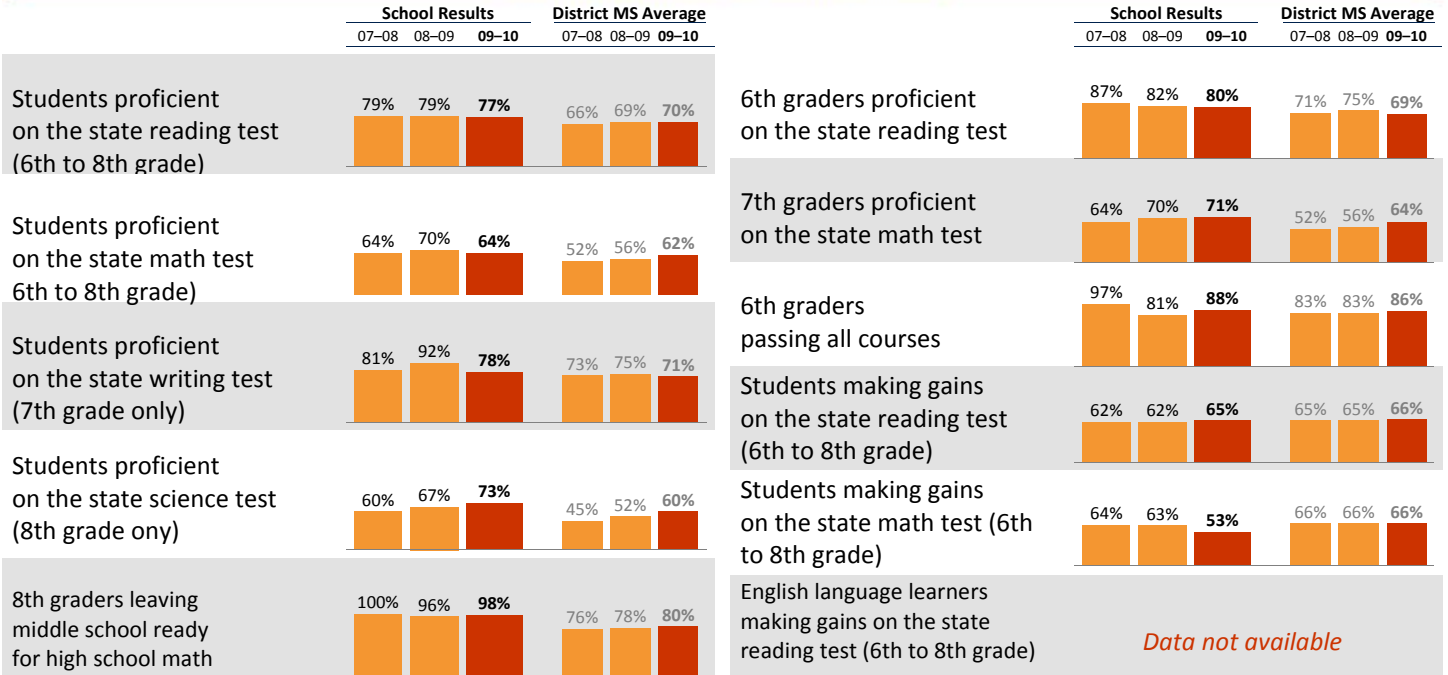
Jodee Reed, Principal

School Report for 2009–2010 (Grades 6–8)

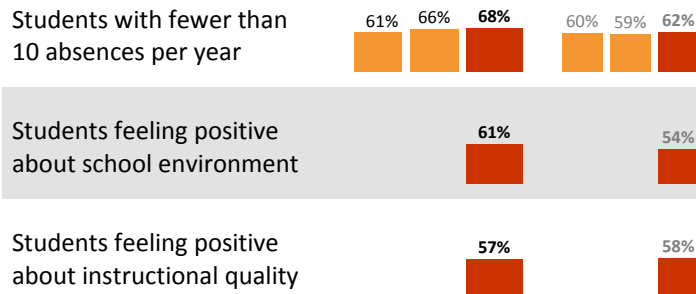
www.salmonbayschool.org

Students: 367
 # Teachers: 37 # Other Staff: 13
 Average class size: —
 Average daily attendance: 95.0%
 Student mobility: 4%

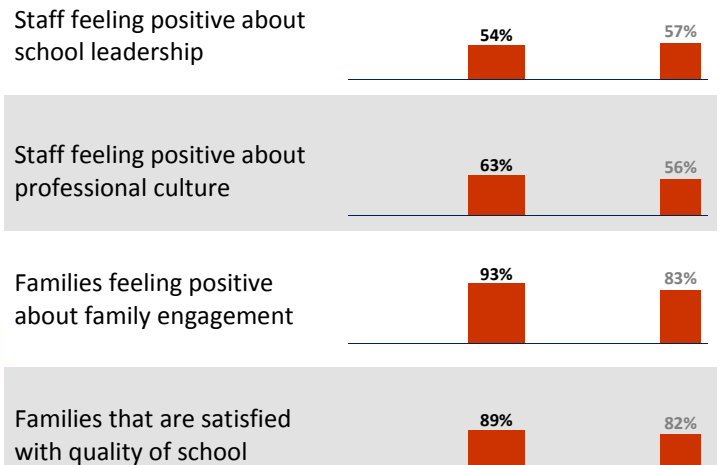
Academic Growth & Student Outcomes



Student Climate & Engagement



Family/Staff Climate & Engagement

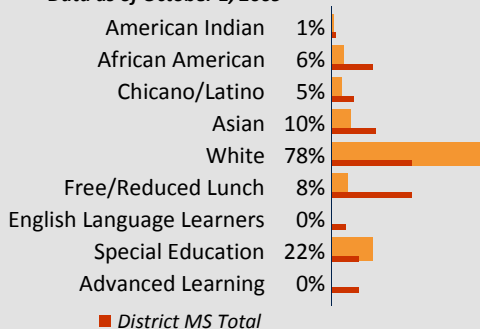


Accountability & School Performance

Seattle Public Schools Segmentation Level: **Level 4**
 Federal Annual Yearly Progress (AYP) Status: **Not in Improvement**
 Percent of Federal AYP criteria met: **95%**

School Demographics

Data as of October 1, 2009



Student Proficiency on State Tests

	Reading		Mathematics	
	School	District Avg	School	District Avg
American Indian		58% ↗ 5	50%	↗ 6
African American	41%	↗ 1	48%	↘ 1
Chicano/Latino	36%	↗ 6	32%	↗ 7
Asian	59%	↘ 22	56%	↘ 1
White	29%	↘ 14	43%	↗ 9
Free/Reduced Lunch	89%	↗ 8	72%	↘ 2
White	74%	↗ 13	72%	↗ 8
Free/Reduced Lunch	79%	↘ 3	83%	↗ 3
Eng. Lang. Learners	68%	↘ 7	77%	↗ 2
Special Education	50%	↘ 13	53%	↔
Special Education	39%	↗ 9	42%	↗ 9
Advanced Learning	98%	↔	21%	↗ 7
Advanced Learning	47%	↘ 8	40%	↗ 2
Advanced Learning	99%	↔	37%	↘ 2
Advanced Learning			24%	↗ 5
Advanced Learning			99%	↔

* Families responding to survey: 31%; Students responding to survey: 92%; Staff responding to survey: 64%



Salmon Bay K-8 School

Jodee Reed, *Principal*

School Report for 2009–2010 School Year (Grades 6–8)

School Mission Statement

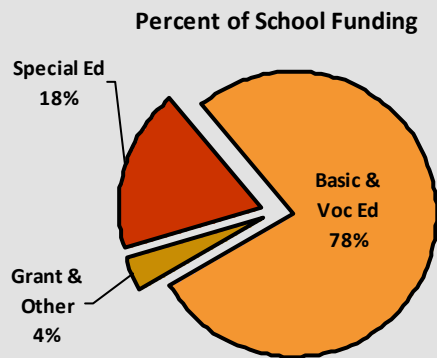
Salmon Bay is a school where teachers know their students, and students feel connected to their teachers and to each other.

School Goals

- **READING:** On the state MSP reading test, at least 85% of 6th graders meet or exceed state grade level reading standards, an increase from 80% in 2010; at least 75% of 7th graders meet or exceed standards, an increase from 70% in 2010; and at least 85% of 8th graders meet or exceed standards, an increase from 85%.
- **WRITING:** At least 82% of 7th graders meet or exceed state grade level writing standards on the MSP writing test, an increase from 78% in 2010.
- **MATH:** on the state MSP math test, at least 70% of 6th graders meet or exceed state grade level standards, an increase from 63% in 2010; at least 75% of 7th graders meet or exceed standards, an increase from 71% in 2010.

School Description & Plans to Achieve Goals

Annual Budget Report



Total School Budget:

\$3,531,735

Per-Student Funding:

\$6,037

All financial data are from the 2010-11 recommended budget.

Invitation to Participate

One of the goals of having School Reports is to support our families as critical partners with us in your student's academic success. To get involved, please share this information with your friends and neighbors, visit your child's school, or consider talking to your child's teacher or principal about joining the school's Building Leadership Team or Parent Teacher Student Association to shape your school's improvement plan.

District Mission Statement

Enabling all students to achieve to their potential through quality instructional programs and a shared commitment to continuous improvement.