



# Roxhill Elementary

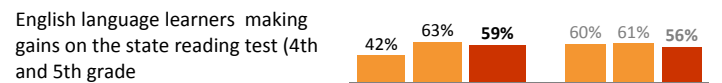
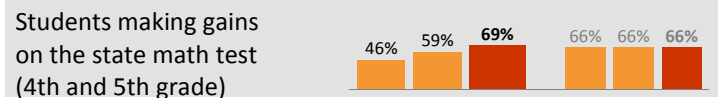
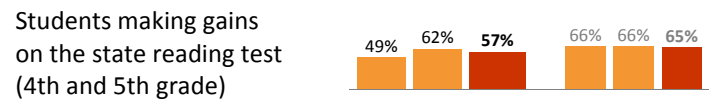
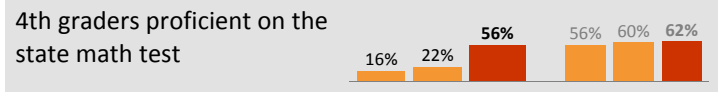
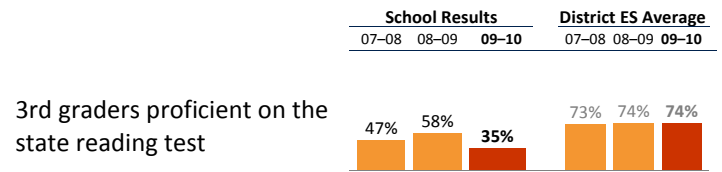
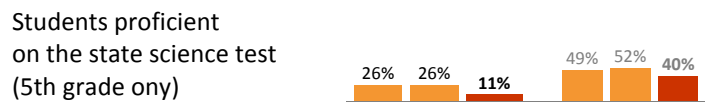
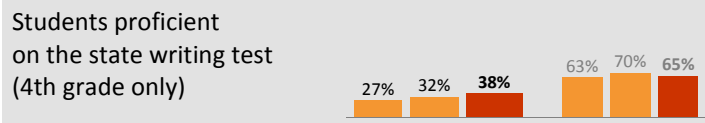
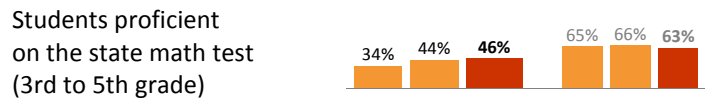
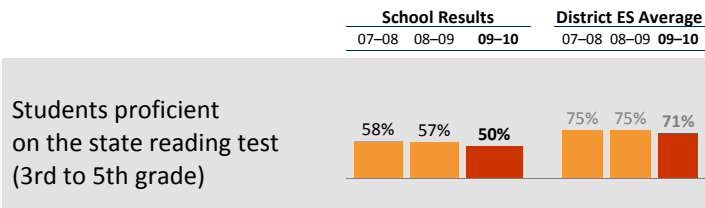
Carmela D. Dellino, *Principal*

## School Report for 2009–2010 School Year


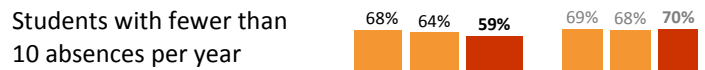
www.seattleschools.org/schools/roxhill

# Students: 312  
 # Teachers: 25 # Other Staff: 16  
 Average class size: 25  
 Average daily attendance: 93.0%  
 Student mobility: 17%


### Academic Growth & Student Outcomes



### Student Climate & Engagement



### Family/Staff Climate & Engagement



Families feeling positive about family engagement *Data not available*

### Accountability & School Performance

Seattle Public Schools Segmentation Level: **Level 1**

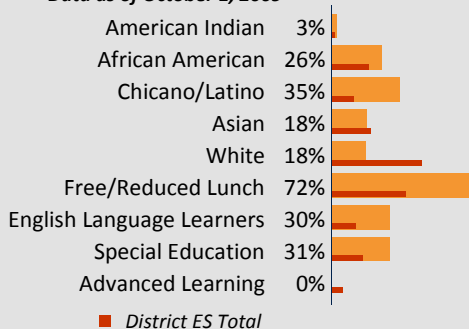
Federal Annual Yearly Progress (AYP) Status: **Step 1**

Percent of Federal AYP criteria met: **76%**

Families that are satisfied with quality of school *Data not available*

### School Demographics

Data as of October 1, 2009



### Student Proficiency on State Tests

	Reading		Mathematics	
	School	District Avg	School	District Avg
American Indian		53% ↘13		39% ↘12
African American	43%	↘5	46%	↘6
Chicano/Latino	47%	↘2	34%	↗8
Asian	47%	↘15	47%	↗15
White	54%	↘15	63%	↔
Free/Reduced Lunch	71%	↗4	72%	↗1
Eng. Lang. Learners	41%	↘12	41%	↘25
Special Education	41%	↘12	79%	↘5
Advanced Learning	41%	↗16	38%	↗1
		48%	42%	↘2
		27%	38%	↗6
		51%	30%	↗2
		51%	37%	↗26
		98%	36%	↘3
			97%	↘1

\* Families responding to survey: 15%; Students responding to survey: 87%; Staff responding to survey: 61%



# Roxhill Elementary

Carmela D. Dellino, *Principal*

## School Report for 2009–2010 School Year

### School Mission Statement

**Roxhill Elementary** strives to empower and inspire all students to be prepared to excel as life-long learners and to be significant and successful contributors in our changing global society.

### School Goals

Roxhill is focusing on reading, math and writing this year. Our specific goals for 2011 are:

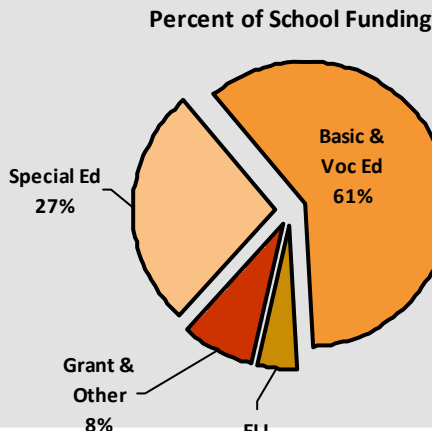
- The percentage of students who are proficient in reading, math and writing will increase for 3rd, 4th and 5th grades by 15% points as measured on the MSP 2011.
- The percentage of students who make gains on the MSP 2011 will increase by 15% points in both reading and math.
- 70% of all students will meet or exceed typical growth in Reading and Math as measured by the MAP test.

### School Description & Plans to Achieve Goals

Roxhill is proud of our commitment and dedication to all students achieving at a high level. Over the last 2 years, we have seen an increase of 12% point of students who are proficient in math and an 11% point increase in writing. In that same time period, our students have made gains when compared with students who started out at similar levels in both reading and math. Our students who are English Language Learners have also made strong gains in reading. Roxhill will continue our strategic efforts in all core subject areas. These include:

- 90 min. reading block, 60 min. writing block and 75 min. math block
- Ongoing teacher training to improve instruction and use of student data
- Intervention and enrichment instruction on focused skills, strategies and content for 30 min., four days per week
- Before- and after-school extended learning support in reading, writing, math, science, arts, technology and general homework support
- English Language Learners Collaborative Teaching Model 1-5
- Early literacy development supported by ongoing teacher training
- Assistance for additional student and family support in attendance, behavior and social growth by the Family Support Worker, partnership with Sound Mental Health, Head Teacher, Principal Intern, and partnership with Community Housing Alliance.
- To intentionally address the necessary gains in Reading proficiency, we are using the "Readers Workshop" model. All classrooms have libraries with books of all levels. To support the school, in addition to the total school budget, the district is providing time for teachers to plan lessons together, a literacy and math coach, a reading specialist and a math intervention specialist. Also beginning this year, all teachers at Roxhill are setting and being evaluated by the principal on student growth goals for learning.

### Annual Budget Report



Total School Budget:

**\$2,862,106**

Per-Student Funding:

**\$8,621**

*All financial data are from the 2010-11 recommended budget.*

### Invitation to Participate

One of the goals of having School Reports is to support our families as critical partners with us in your student's academic success. To get involved, please share this information with your friends and neighbors, visit your child's school, or consider talking to your child's teacher or principal about joining the school's Building Leadership Team or Parent Teacher Student Association to shape your school's improvement plan.

### District Mission Statement

Enabling all students to achieve to their potential through quality instructional programs and a shared commitment to continuous improvement.