



AS #1 K-8 School

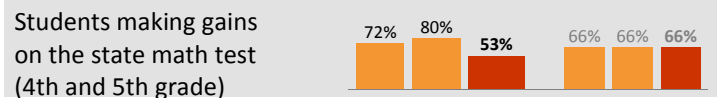
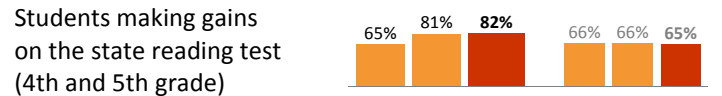
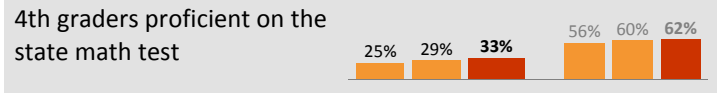
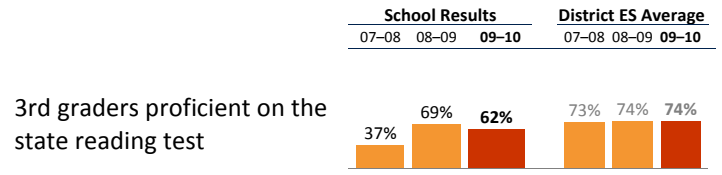
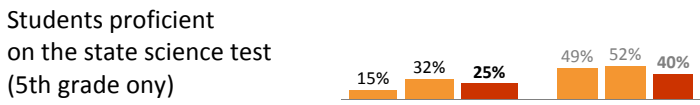
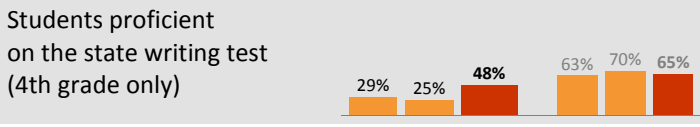
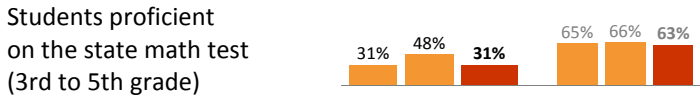
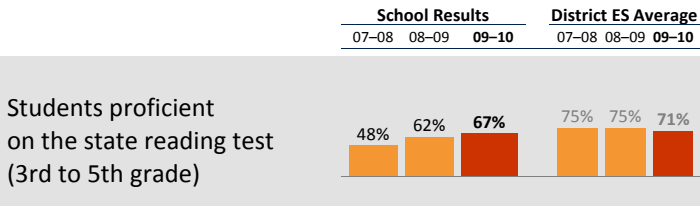
Roy Merca, Principal

School Report for 2009–2010 (Grades K–5)

www.as1web.com

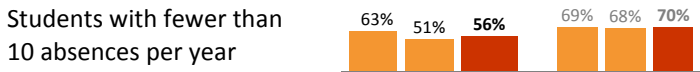
Students: 104
 # Teachers: 17 # Other Staff: 4
 Average class size: 15
 Average daily attendance: 93.0%
 Student mobility: 42%

Academic Growth & Student Outcomes



English language learners making gains on the state reading test (4th and 5th grade) *Data not available*



Student Climate & Engagement



Students feeling positive about school environment *Data not available*

Students feeling positive about instructional quality *Data not available*

Family/Staff Climate & Engagement



Families feeling positive about family engagement *Data not available*

Families that are satisfied with quality of school *Data not available*

Accountability & School Performance


Seattle Public Schools Segmentation Level: **Level 3**

Federal Annual Yearly Progress (AYP) Status: **Step 5**

Percent of Federal AYP criteria met: **93%**

School Demographics

Data as of October 1, 2009



Student Proficiency on State Tests

	Reading		Mathematics	
	School	District Avg	School	District Avg
American Indian		53% ↘13	39%	↘12
African American		46% ↘6	33%	↘5
Chicano/Latino		54% ↘6	46%	↘1
Asian		73% ↘3	72%	↗1
White	76%	↗6	86%	↘3
Free/Reduced Lunch	47%	↗4	51%	↘5
Eng. Lang. Learners		27% ↘8	23%	↘4
Special Education	60%	↘6	30%	↗2
Advanced Learning		98% ↘1	20%	↘3
			97%	↘1

* Families responding to survey: 31%; Students responding to survey: 38%; Staff responding to survey: 76%



AS #1 K-8 School

Roy Merca, *Principal*

School Report for 2009–2010 School Year (Grades K-5)

School Mission Statement

AS#1 is a creative, holistic, experiential learning environment which nurtures respect, self discovery, and integrity, preparing the whole child to engage our global community.

- Learning with Joy, Rising to Justice, Creating Our Future
- Teamwork – Respect – Equity – Courage - Innovation

School Goals

Our specific goals for students in grades K-5 in 2011 are:

Reading: At least 63% of students in grades 3-5 will meet or exceed standards on the MSP state reading test, an increase from 48% in 2010.

Math: At least 46% of students in grades 3-5 will meet or exceed standard on the MSP state math test, an increase from 31% in 2010.

Writing: At least 61% of 4th grade students will meet or exceed standard on the MSP state writing test, an increase from 48% in 2010.

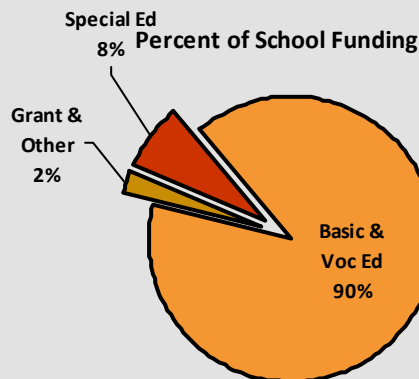
School Description & Plans to Achieve Goals

Because our school has not met state standards, we are taking a number of steps to improve.

In reading and writing, we use a program called Balanced Literacy, which focuses on basic skills such as phonics and vocabulary to help students become strong readers. We organize students into small groups so that lessons can be designed to meet their needs. We offer tutoring to students who need extra help. Students keep reading logs to track their daily reading at home.

In math, our teachers work with district math coaches to assess students' performance and develop lessons to meet their specific needs. Student who are not meeting standard receive extra math instruction to help them master basic skills. We offer tutoring before and after school to students who need extra help. Teachers are required to attend additional math professional development workshops offered by the District.

Annual Budget Report



Total School Budget:

\$1,145,016

Per-Student Funding:

\$6,223

All financial data are from the 2010-11 recommended budget.

Invitation to Participate

One of the goals of having School Reports is to support our families as critical partners with us in your student's academic success. To get involved, please share this information with your friends and neighbors, visit your child's school, or consider talking to your child's teacher or principal about joining the school's Building Leadership Team or Parent Teacher Student Association to shape your school's improvement plan.

District Mission Statement

Enabling all students to achieve to their potential through quality instructional programs and a shared commitment to continuous improvement.



AS #1 K-8 School

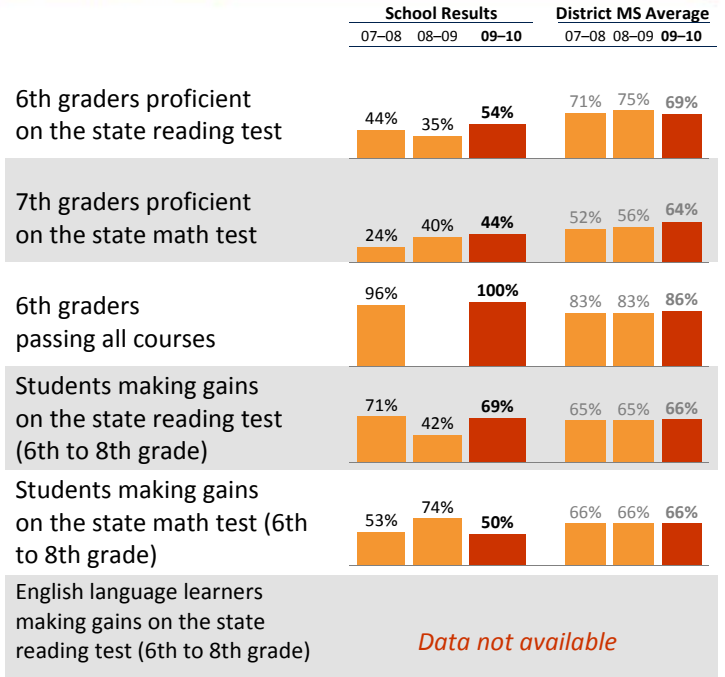
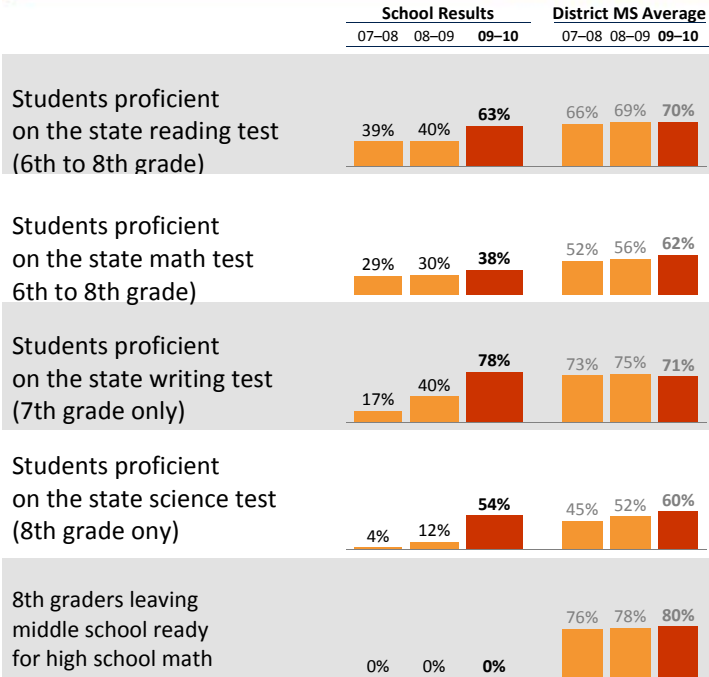
Roy Merca, Principal

School Report for 2009–2010 (Grades 6–8)

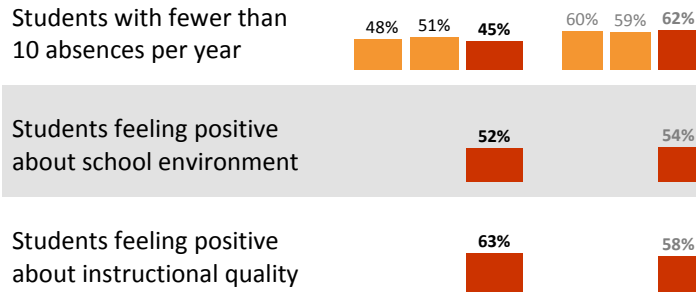
www.as1web.com

Students: 85
 # Teachers: 17 # Other Staff: 4
 Average class size: —
 Average daily attendance: 91.1%
 Student mobility: 27%

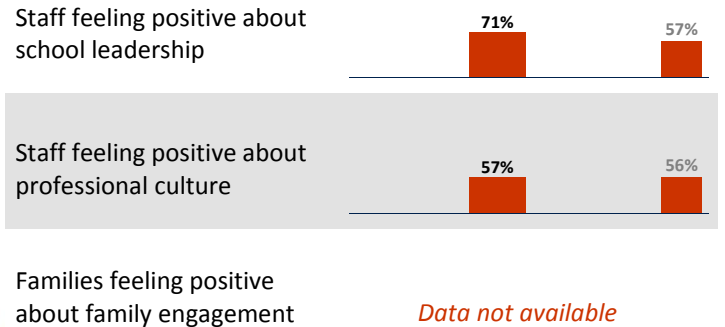
Academic Growth & Student Outcomes



Student Climate & Engagement



Family/Staff Climate & Engagement




Accountability & School Performance

Seattle Public Schools Segmentation Level: **Level 3**
 Federal Annual Yearly Progress (AYP) Status: **Step 5**
 Percent of Federal AYP criteria met: **93%**

Families that are satisfied with quality of school
Data not available

School Demographics

Data as of October 1, 2009



Student Proficiency on State Tests

	Reading		Mathematics	
	School	District Avg	School	District Avg
American Indian		58% ↗ 5	50%	↗ 6
African American		48% ↘ 1	32%	↗ 7
Chicano/Latino	64%	↗ 22	56%	↘ 1
Asian		72%	27%	↘ 9
White		72%	43%	↗ 8
Free/Reduced Lunch	66%	↗ 28	72%	↗ 8
Eng. Lang. Learners	50%	↗ 5	42%	↗ 13
Special Education	50%	↔	21%	↘ 5
Advanced Learning	55%	↗ 21	42%	↗ 9
		20%	21%	↗ 7
		40%	41%	↗ 18
		98%	24%	↗ 5
			99%	↔

* Families responding to survey: 21%; Students responding to survey: 39%; Staff responding to survey: 76%



AS #1 K-8 School

Roy Merca, Principal

School Report for 2009–2010 School Year (Grades 6-8)

School Mission Statement

AS#1 is a creative, holistic, experiential learning environment which nurtures respect, self discovery, and integrity, preparing the whole child to engage our global community.

- Learning with Joy, Rising to Justice, Creating Our Future
- Teamwork – Respect – Equity – Courage - Innovation

School Goals

Our specific goals for students in 6th, 7th and 8th grades in 2011 are:

Reading: At least 73% of students in 6th, 7th and 8th grades will meet or exceed standards on the MSP state reading test, an increase from 63% in 2010.

Math: At least 53% of students in 6th, 7th and 8th grades will meet or exceed standard on the MSP state math test, an increase from 38% in 2010.

Writing: At least 85% of 7th grade students will meet or exceed standard on the MSP state writing test, an increase from 78% in 2010.

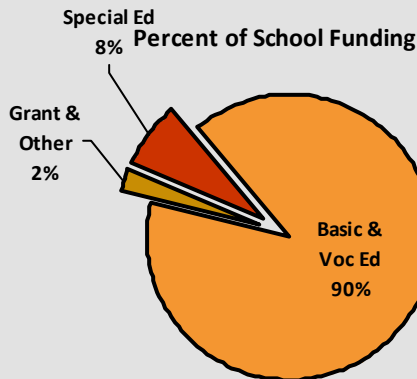
School Description & Plans to Achieve Goals

Because our school has not met state standards, we are taking a number of steps to improve.

In reading and writing, we use a program called Balanced Literacy, which focuses on basic skills such as phonics and vocabulary to help students become strong readers. We organize students into small groups so that lessons can be designed to meet their needs. We offer tutoring to students who need extra help. Students keep reading logs to track their daily reading at home.

In math, our teachers work with district math coaches to assess students' performance and develop lessons to meet their specific needs. Student who are not meeting standard receive extra math instruction to help them master basic skills. We offer tutoring before and after school to students who need extra help. Teachers are required to attend additional math professional development workshops offered by the District.

Annual Budget Report



Total School Budget:

\$1,145,016

Per-Student Funding:

\$6,223

All financial data are from the 2010-11 recommended budget.

Invitation to Participate

One of the goals of having School Reports is to support our families as critical partners with us in your student's academic success. To get involved, please share this information with your friends and neighbors, visit your child's school, or consider talking to your child's teacher or principal about joining the school's Building Leadership Team or Parent Teacher Student Association to shape your school's improvement plan.

District Mission Statement

Enabling all students to achieve to their potential through quality instructional programs and a shared commitment to continuous improvement.