



Olympic View Elementary

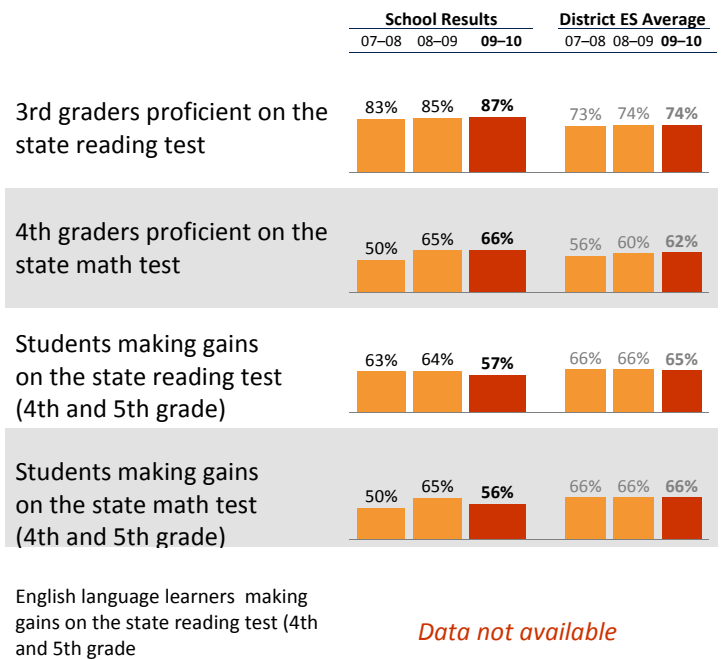
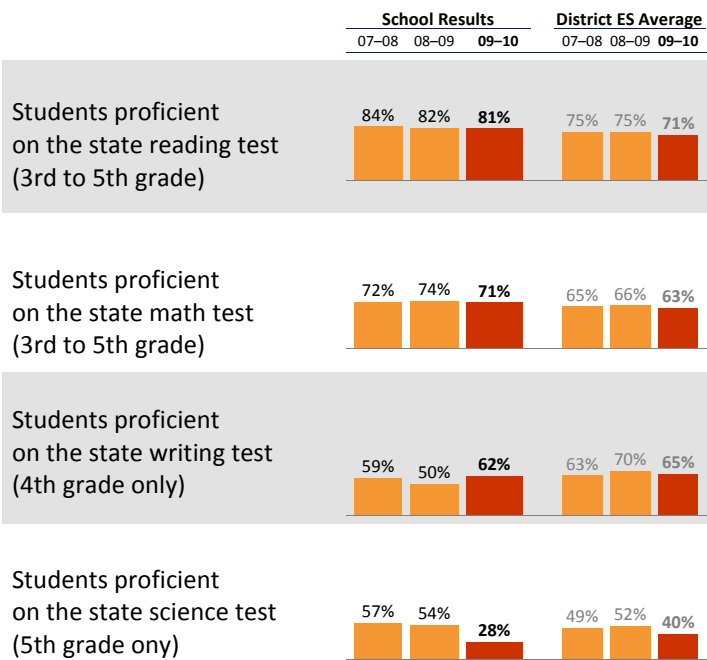
Justin Baeder, Principal

School Report for 2009–2010 School Year

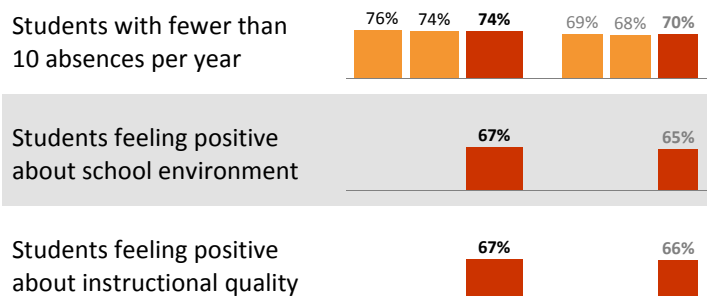
www.seattleschools.org/schools/olyview

Students: 476
 # Teachers: 28 # Other Staff: 12
 Average class size: 25
 Average daily attendance: 95.7%
 Student mobility: 8%

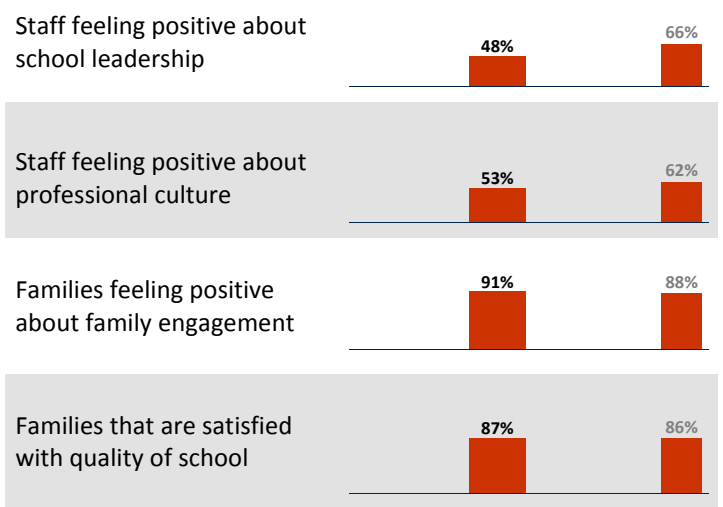
Academic Growth & Student Outcomes



Student Climate & Engagement



Family/Staff Climate & Engagement

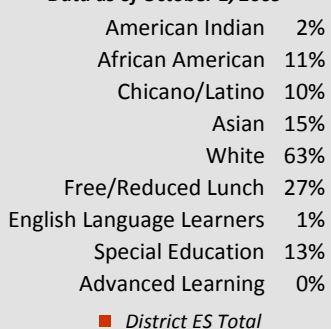


Accountability & School Performance

Seattle Public Schools Segmentation Level: **Level 3**
 Federal Annual Yearly Progress (AYP) Status: **Step 2**
 Percent of Federal AYP criteria met: **90%**

School Demographics

Data as of October 1, 2009



Student Proficiency on State Tests

	Reading		Mathematics	
	School	District Avg	School	District Avg
American Indian		53% ↘13		39% ↘12
African American	67% ↗1	46% ↘6	71% ↗11	33% ↘5
Chicano/Latino	76% ↗3	54% ↘6	47% ↘5	46% ↘1
Asian	81% ↘4	73% ↘3	75% ↗1	72% ↗1
White	85% ↘1	86% ↘3	73% ↘10	79% ↘5
Free/Reduced Lunch	61% ↘2	51% ↘5	48% ↘7	42% ↘2
Eng. Lang. Learners		27% ↘8		30% ↗2
Special Education	65% ↗9	48% ↘6	20% ↘14	36% ↘3
Advanced Learning		98% ↘1		97% ↘1

* Families responding to survey: 46%; Students responding to survey: 92%; Staff responding to survey: 95%



Olympic View Elementary

Justin Baeder, Principal

School Report for 2009–2010 School Year

School Mission Statement

Olympic View is a community of joyful, active learners who are supported and challenged to reach their full intellectual, social, emotional, and physical potential. At Olympic View, students, parents, and staff experience success every day!

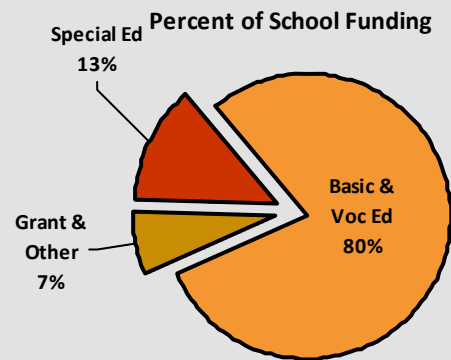
School Goals

•**Math:** At least 88% of students will meet or exceed state grade level standards on the MSP test, an increase from 71% in 2010. The gap between students who receive free and reduced-price lunch and those who do not will decrease to 15 points from 31 points in 2010. •**Reading:** At least 88% of students will meet or exceed state grade level standards, an increase from 81% in 2010. The gap between students who receive free and reduced-price lunch and those who do not will decrease to 14 points from 28 points in 2010. •**Writing:** At least 88% of students will meet or exceed state grade level standards, an increase from 62% in 2010. The gap between students who receive free and reduced-price lunch and those who do not will decrease to 10

School Description & Plans to Achieve Goals

Olympic View is a vibrant community of learners with strong family involvement and community support. We are taking the following actions to meet the needs of our students: •**Math:** We use the Everyday Math curriculum for a strong foundation of essential math concepts and skills. Our professional development for the 2010-2011 school year is focused on differentiating instruction in math to meet the needs of all students, and we are piloting workshop-format instruction. Our Walk to Math program provides additional opportunities for challenging, rigorous curriculum for all 4th and 5th grade students. •**Reading:** We provide one-on-one Sound Partners tutoring to students who need the most help to ensure that all students develop a strong foundation of early literacy skills. We also provide extended-day instruction from our reading specialist to help struggling readers meet grade level standards. •**Writing:** This is our first year fully using the "Writing Workshop" instructional model from Columbia University. All teachers have attended a week-long summer training as well as ongoing professional development and time to plan lessons together. We also use the "Handwriting Without Tears" curriculum to facilitate fine-motor skill development. •**Social skills and Anti-Bullying:**We use the "Second Step" and "Steps to Respect" models from the Committee for Children to teach social skills, bullying prevention, problem-solving, and citizenship. A dedicated committee meets regularly to plan whole-school actions to improve the school climate. •**Family Engagement:** Our Family Engagement committee is working to increase the breadth of family involvement at Olympic View and increase the extent to which it reflects the diversity of our school community. Regular roundtable meetings, buddy families, family involvement phone calls, and a family survey are among the tools we are using to strengthen family engagement.

Annual Budget Report



Total School Budget:

\$2,663,283

Per-Student Funding:

\$5,583

All financial data are from the 2010-11 recommended budget.

Invitation to Participate

One of the goals of having School Reports is to support our families as critical partners with us in your student's academic success.

To get involved, please contact Wendy Ostenson, wendelin@comcast.net, 206-252-5500.

District Mission Statement

Enabling all students to achieve to their potential through quality instructional programs and a shared commitment to continuous improvement.