



Nova High School

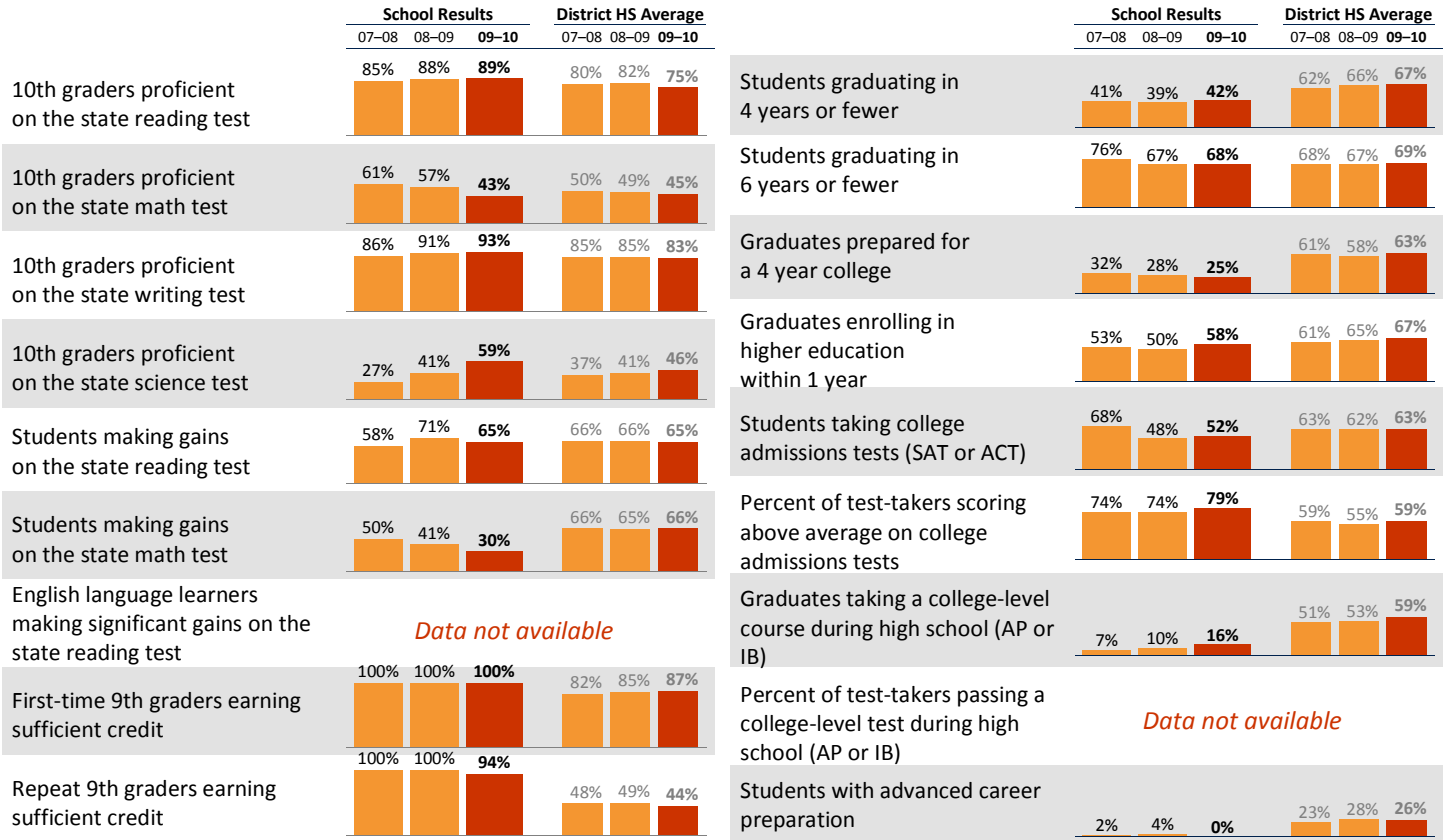
Mark Perry, Principal

School Report for 2009–2010 School Year

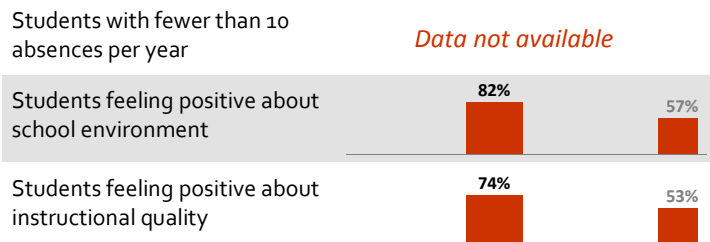
Updated 3/18/2011

Students: 349
 # Teachers: 19 # Other Staff: 8
 Average class size: —
 Average daily attendance: 100.0%
 Student mobility: 21%

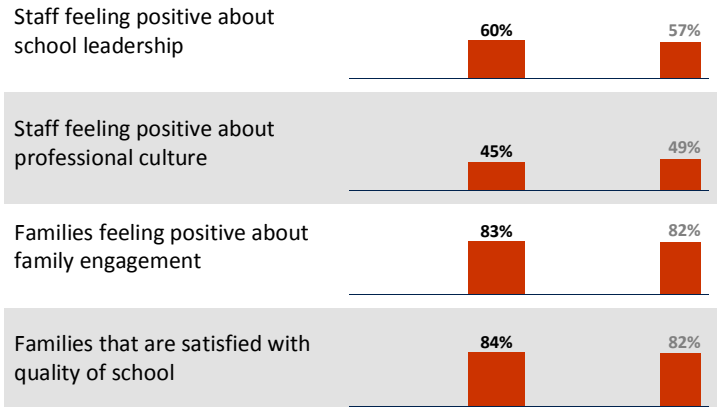
Academic Growth & Student Outcomes



Student Climate & Engagement



Family/Staff Climate & Engagement

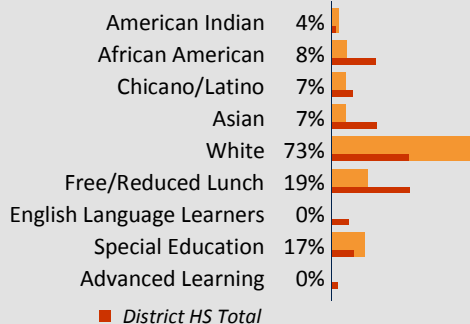


Accountability & School Performance

Seattle Public Schools Segmentation Level: **Not Available**
 Federal Annual Yearly Progress (AYP) Status: **Step 3**
 Percent of Federal AYP criteria met: **56%**

School Demographics

Data as of October 1, 2009



Student Proficiency on State Tests

	Reading		Mathematics	
	School	District Avg	School	District Avg
American Indian		69% ↘ 1	29%	↔
African American		57% ↘ 9	12%	↘ 4
Chicano/Latino		60% ↘ 15	24%	↘ 7
Asian		74% ↘ 9	50%	↘ 3
White	92%	↘ 1	45%	↘ 18
Free/Reduced Lunch	77%		7%	↘ 4
Eng. Lang. Learners		16% ↘ 22	8%	↘ 3
Special Education		45% ↘ 5	9%	↘ 4
Advanced Learning	100%	↔	99%	↔

* Families responding to survey: 34%; Students responding to survey: 68%; Staff responding to survey: 52%



Nova High School

Mark Perry, *Principal*

School Report for 2009–2010 School Year

School Mission Statement

Nova is an inquiry-based learning community committed to the success of all students. Our mission is to provide a vigorous, culturally relevant, and student-centered academic program that is accessible to all students. Nova’s teaching and learning approach provides competency, project, inquiry, and problem-based instruction where students apply their learning through performance and portfolio-based assessment.

School Goals

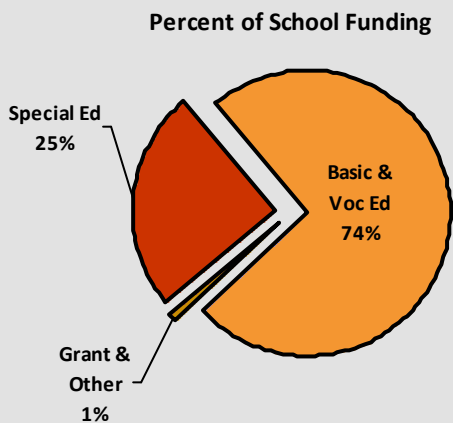
•**Math:** At least 55% of students will meet or exceed state grade level math standards on the Measurements of Student Progress (MSP) test, an increase of 12% points. •**High School Transition:** The average number of first semester competency-based credits earned by 9th grade students will increase from 2.23 to 2.35. Additionally, there will be no gap in the number of average competency-based credits earned by 9th grade students of color and white students. •**IEP Students and Services:** Full integration of all IEP students into general education classes with support when needed. The percentage of IEP students passing the MSP in their specially designed instruction areas will increase from 29% to 35% math and from 67% to 75% in

School Description & Plans to Achieve Goals

Nova is an Alternative Learning Experience school as authorized by the state and sanctioned by the School Board. Credit is awarded through meeting and/or exceeding course competencies, not on the amount of time students spend in class. We develop a written student learning plan for every student that is updated monthly. We also work to continually improve our instruction. Listed below are three of our current focus areas:

- **Math:** Nova has adopted the district math curriculum. We are implementing inquiry-based teaching in math and support students through small classes, extra math support opportunities, and tutoring.
- **High School Transition:** Year long 9th grade transition classes will focus on communication skills, foundational inquiry learning skills, time management skills, social/emotional skills and learning to make good decisions to be able to succeed in high school. Our year-long 9th grade seminar course provides a learning environment for 9th grade students to understand inquiry instruction and learn how to participate in democratic classrooms and seminar discussions, manage their time, ask questions and solve problems, and make good choices in their lives. In the past three years, Nova’s focus on equity and access for all students has resulted in no achievement gap difference in the number of credits earned by all 9th grade students.
- **Students with Special Needs:** All students with special needs at Nova are assigned to general education classes. Students needing specifically designed instruction are fully integrated into general education classes with support and supplemented with small support classes.

Annual Budget Report



Total School Budget:

\$2,088,086

Per-Student Funding:

\$6,758

All financial data are from the 2010-11 recommended budget.

Invitation to Participate

One of the goals of having School Reports is to support our families as critical partners with us in your student’s academic success.

To get involved, please contact PTSA chair, Nora Wheat. Her contact information is owlhouse88@hotmail.com.

District Mission Statement

Enabling all students to achieve to their potential through quality instructional programs and a shared commitment to continuous improvement.