



McClure Middle School

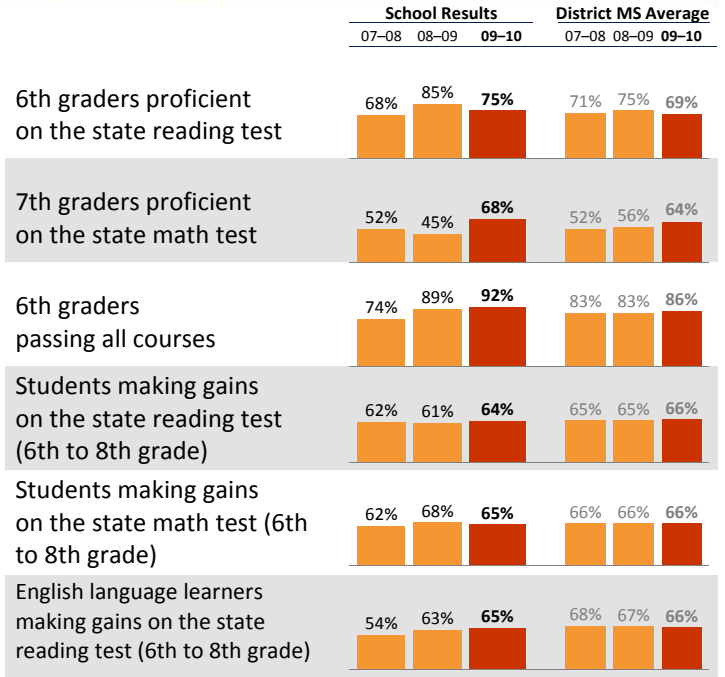
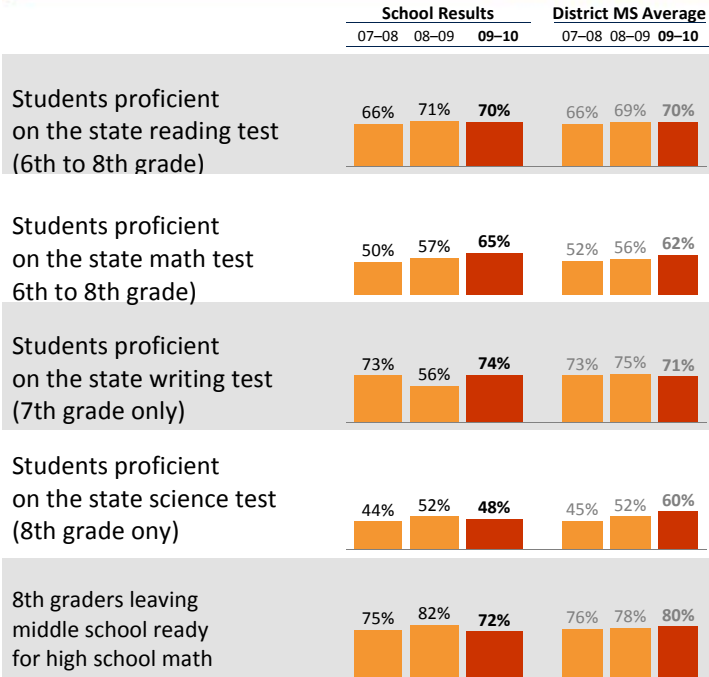
Sarah Pritchett, *Principal*

School Report for 2009–2010 School Year

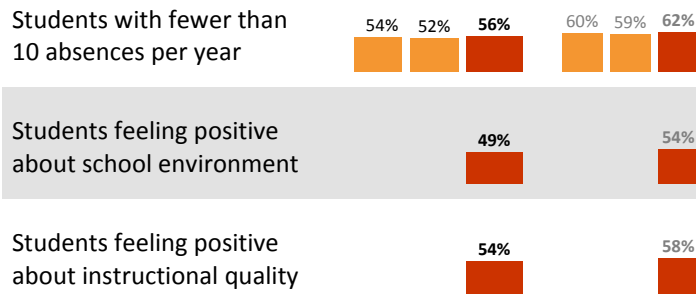
www.seattleschools.org/schools/mcclure

Students: 552
 # Teachers: 34 # Other Staff: 20
 Average class size: 26
 Average daily attendance: 92.6%
 Student mobility: 16%

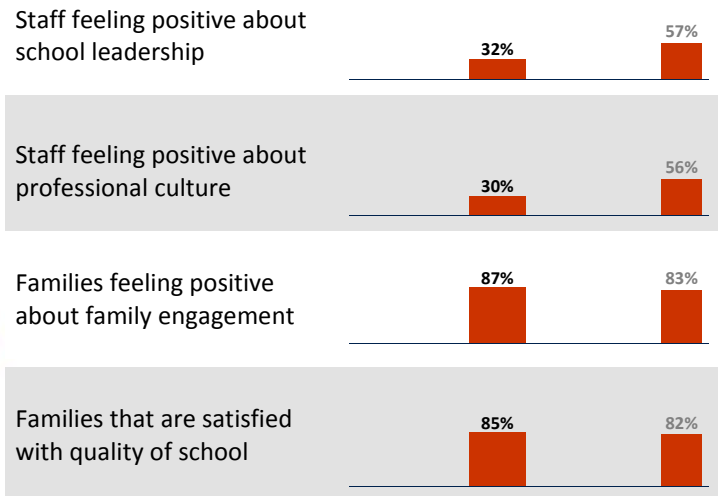
Academic Growth & Student Outcomes



Student Climate & Engagement



Family/Staff Climate & Engagement

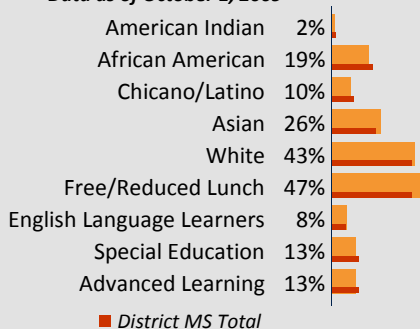


Accountability & School Performance

Seattle Public Schools Segmentation Level: **Level 3**
 Federal Annual Yearly Progress (AYP) Status: **Step 2**
 Percent of Federal AYP criteria met: **100%**

School Demographics

Data as of October 1, 2009



Student Proficiency on State Tests

	Reading		Mathematics	
	School	District Avg	School	District Avg
American Indian		58% ↗ 5		50% ↗ 6
African American	52%	↘ 3	48%	↘ 1
Chicano/Latino	36%	↗ 10	32%	↗ 7
Asian	67%	↗ 7	56%	↘ 1
White	58%	↗ 9	43%	↗ 9
Free/Reduced Lunch	68%	↘ 9	72%	↘ 2
Eng. Lang. Learners	79%	↗ 14	72%	↗ 8
Special Education	82%	↗ 4	83%	↗ 3
Advanced Learning	73%	↗ 1	77%	↗ 2
	50%	↗ 12	42%	↗ 9
	62%	↗ 2	53%	↔
	17%	↘ 12	20%	↘ 8
	21%	↗ 9	21%	↗ 7
	46%	↗ 4	40%	↗ 2
	32%	↗ 6	24%	↗ 5
	97%	↔	98%	↔
	100%	↗ 3	99%	↔

* Families responding to survey: 15%; Students responding to survey: 79%; Staff responding to survey: 48%



McClure Middle School

Sarah Pritchett, *Principal*

School Report for 2009–2010 School Year

School Mission Statement

McClure Middle School is committed to providing opportunities for its students that meet their individual learning needs and to ensuring that all students have experiences that promote academic, social, and emotional growth.

School Goals

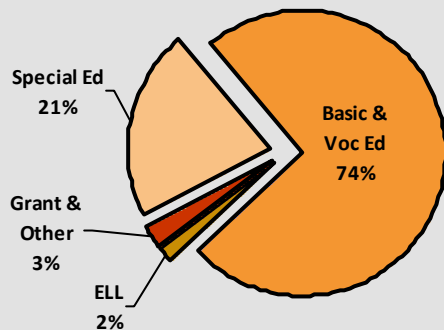
Math: At least 76% of 6th, 74% of 7th, and 65% of 8th graders will meet or exceed state grade level standards on the state test (MSP), an increase from 72%, 68%, and 55% in 2010 respectively **Reading:** At least 80% of 6th-8th graders will meet or exceed state grade level standards on the MSP reading test an increase from 75%, 67% and 68% in 2010 respectively **Writing:** At least 85% of 7th graders will meet or exceed state grade level standards on the MSP writing test, an increase from 74% in 2010; and, all 7th and 8th graders meet or exceed standard on the Developmental Writing Assessment **Science:** At least 55% of 8th graders will meet or exceed state grade level standards on the MSP science test, an increase from 48% in

School Description & Plans to Achieve Goals

Math: During our school day we provide an additional math support class at each grade level, where teachers pre-teach and re-teach CMP II material and use a program called "I Can Learn" to help students with basic math skills. The Successful Schools In Action program provides tutoring in all of our math classes. In addition, we are continuing our partnership with our Community Learning Center (CLC) to provide math support after school two days per week each semester. All math teachers work in groups focusing on student data analysis. **Reading:** We use the "Readers Workshop" instructional model from Columbia University to help develop students' strengths as readers. Every classroom has a library with high-interest books at a variety of levels. Students working below standard take an additional support class. All of our students must read at least 30 minutes per day outside school. We offer our after-school book club led by our Librarian, and our Extended Day program in partnership with our CLC to provide reading and writing support. **Writing:** We use the "Writers Workshop" program to help develop students' strengths as writers. Teachers plan and review lessons together and reflect on student work. Teachers of English Language Learners and students with special needs work with general education teachers to modify and adapt content to meet the needs of all students. We practice writing in social studies and science. Additionally, we have the "Writers in the Schools" program for our 6th grade students. **Science:** We use the "Observation for Evidence of Learning" model, in which students collect specific concepts as "evidence" to observe and write about. In partnership with our CLC we offer an after school girls class in Science, Technology, Engineering, and Math to support underrepresented females in the science fields.

Annual Budget Report

Percent of School Funding



Total School Budget:

\$3,395,150

Per-Student Funding:

\$6,683

All financial data are from the 2010-11 recommended budget.

Invitation to Participate

One of the goals of having School Reports is to support our families as critical partners with us in your student's academic success.

To get involved, please contact Lisa Fitch, lisakfitch@comcast.net, PTSA Co-President.

District Mission Statement

Enabling all students to achieve to their potential through quality instructional programs and a shared commitment to continuous improvement.