



Madrona K-8 School

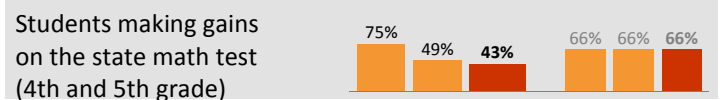
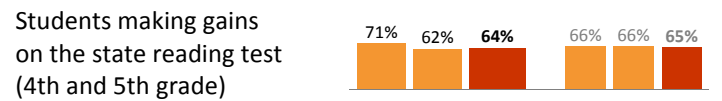
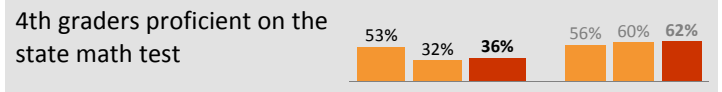
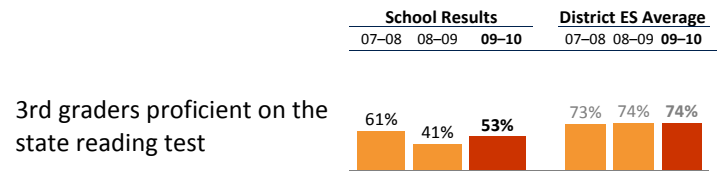
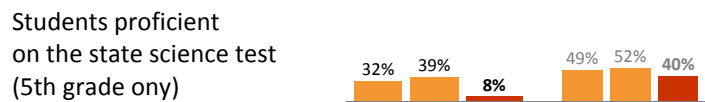
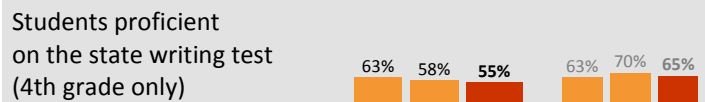
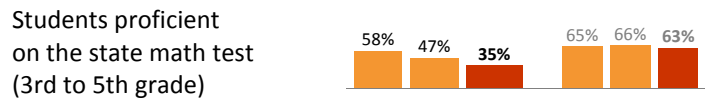
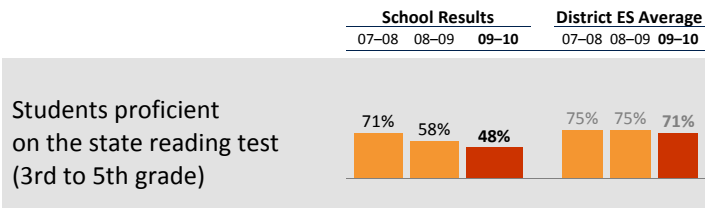
Farah Thaxton, *Principal*

School Report for 2009–2010 (Grades K–5)

www.seattleschools.org/schools/madrona

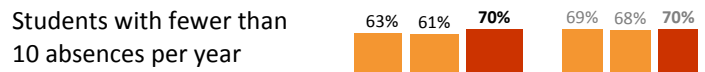
Students: 280
 # Teachers: 28 # Other Staff: 15
 Average class size: 22
 Average daily attendance: 94.3%
 Student mobility: 41%

Academic Growth & Student Outcomes



English language learners making gains on the state reading test (4th and 5th grade) *Data not available*


Student Climate & Engagement



Students feeling positive about school environment *Data not available*

Students feeling positive about instructional quality *Data not available*

Family/Staff Climate & Engagement



Families feeling positive about family engagement *Data not available*

Accountability & School Performance

Seattle Public Schools Segmentation Level: **Level 1**

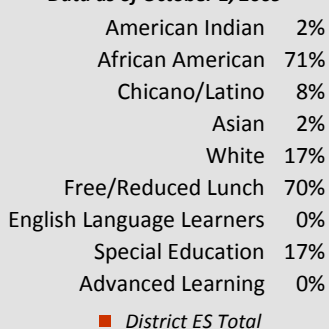
Federal Annual Yearly Progress (AYP) Status: **Step 5**

Percent of Federal AYP criteria met: **63%**

Families that are satisfied with quality of school *Data not available*

School Demographics

Data as of October 1, 2009



Student Proficiency on State Tests

	Reading		Mathematics	
	School	District Avg	School	District Avg
American Indian		53% ↘13		39% ↘12
African American	44%	↘11	46%	↘6
Chicano/Latino		54%	↘6	46%
Asian		73%	↘3	72%
White	65%	86%	↘3	57%
Free/Reduced Lunch	43%	↘10	51%	↘5
Eng. Lang. Learners		27%	↘8	30%
Special Education	22%	↘41	48%	↘6
Advanced Learning		98%	↘1	97%

* Families responding to survey: 19%; Students responding to survey: 0%; Staff responding to survey: 51%



Madrona K-8 School

Farah Thaxton, *Principal*

School Report for 2009–2010 School Year (Grades K-5)

School Mission Statement

At **Madrona** we are academic achievers, respectful and caring of ourselves, our school and our community. Madrona aims to ensure that each student receives an education that will prepare them for success in college and in life.

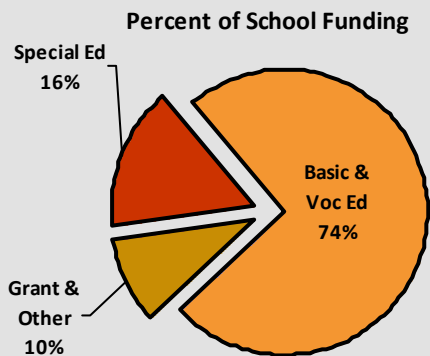
School Goals

Madrona K-8 is focusing on reading and math this year. Our specific elementary school goals for 2011 are:
•Reading k-5: At least 58% of students will meet or exceed state grade level reading standards on the MSP reading test, an increase from 48% in 2010.
•Math k-5: At least 45% of students will meet or exceed state grade level math standards on the MSP math test, an increase from 35% in 2010.

School Description & Plans to Achieve Goals

At Madrona, our teachers consistently use instructional best practices, including differentiated, individualized instruction for students based on ongoing assessments, using the “Readers Workshop” model from Columbia University. Students have opportunities to practice reading strategies using “just right” books and individual reading daily. Our full time reading specialist, as well as tutors, provide one-on-one and small group instruction. We have a full time math specialist that provides small group and one-on-one instruction for students who need math intervention. All students are engaged in both whole and small group instruction utilizing the math curriculum. •We recognize that we did not meet the state standards in 2010. Our goal at Madrona is to meet every student where they are and assess them as an individual learner and then guide our instruction. We believe that we can do that by creating a community and addressing the individual child holistically. We partner with families to support students in their educational goals. We hold weekly family nights providing dinner and instructional support in math and reading. Our Family Support Workers build relationships and conduct home visits for students whose attendance becomes a barrier in their academic progress. We have partnered with Seattle University, who provides volunteers and tutors in every classroom. Student learning continues after school in the YMCA, various sports teams, Girl Scouts, Friends of the children and Shabazz academy. These programs further enrich learning, which begins at home, continues in the classroom, and in turn further helps students in their academic endeavors. •To support the school, in addition to the total school budget, the district is providing a reading specialist, a math specialist, and additional training for teachers. Beginning this year, all teachers are setting and being evaluated by the principal on student growth goals for learning.

Annual Budget Report



Total School Budget:

\$3,038,909

Per-Student Funding:

\$7,150

All financial data are from the 2010-11 recommended budget.

Invitation to Participate

One of the goals of having School Reports is to support our families as critical partners with us in your student’s academic success. To get involved, please share this information with your friends and neighbors, visit your child’s school, or consider talking to your child’s teacher or principal about joining the school’s Building Leadership Team or Parent Teacher Student Association to shape your school’s improvement plan.

District Mission Statement

Enabling all students to achieve to their potential through quality instructional programs and a shared commitment to continuous improvement.



Madrona K-8 School

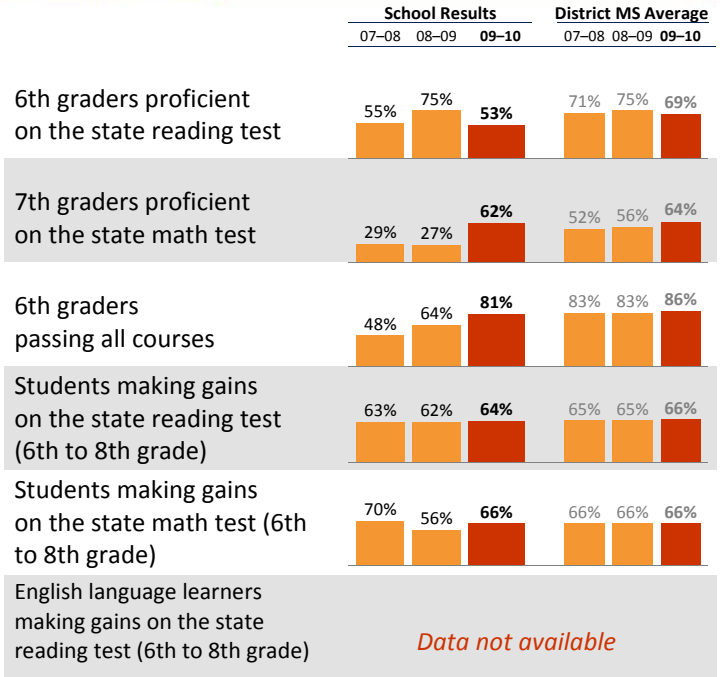
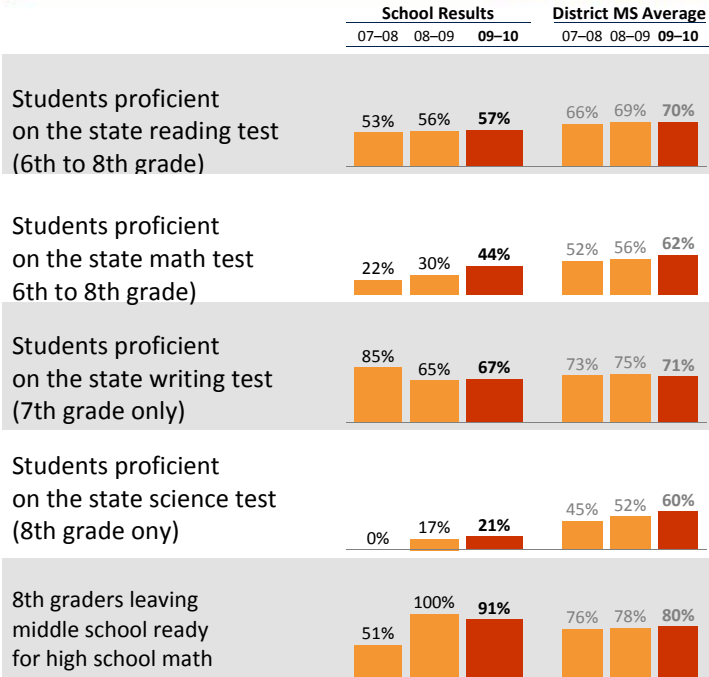
Farah Thaxton, *Principal*

School Report for 2009–2010 (Grades 6–8)

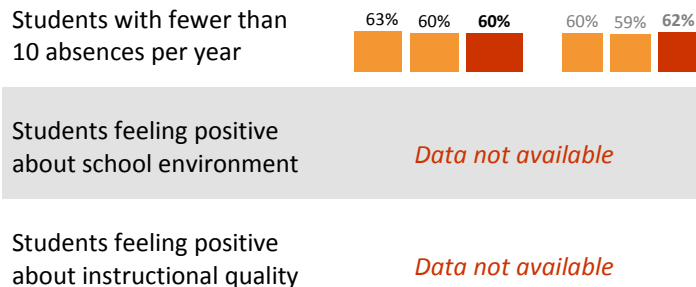
www.seattleschools.org/schools/madrona

Students: 172
 # Teachers: 28 # Other Staff: 15
 Average class size: —
 Average daily attendance: 93.2%
 Student mobility: 18%

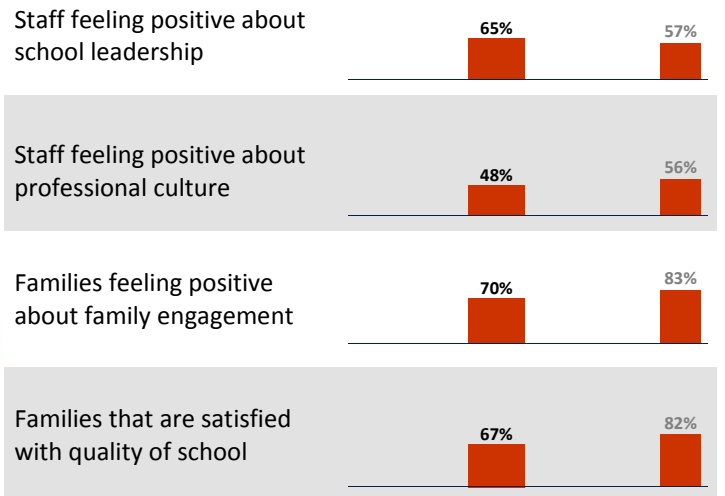
Academic Growth & Student Outcomes



Student Climate & Engagement



Family/Staff Climate & Engagement

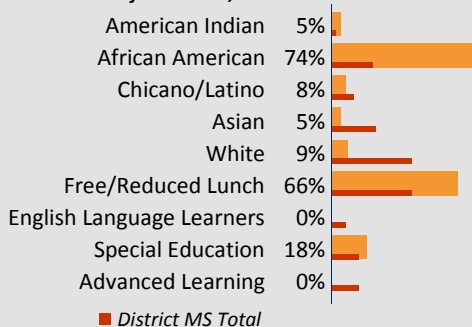


Accountability & School Performance

Seattle Public Schools Segmentation Level: **Level 3**
 Federal Annual Yearly Progress (AYP) Status: **Step 5**
 Percent of Federal AYP criteria met: **63%**

School Demographics

Data as of October 1, 2009



Student Proficiency on State Tests

	Reading		Mathematics	
	School	District Avg	School	District Avg
American Indian		58% ↗ 5	50%	↗ 6
African American	53%	↘ 4	41%	↗ 16
Chicano/Latino	75%	↗ 21	64%	↗ 25
Asian		72% ↘ 2	72%	↗ 8
White	80%	83% ↗ 3	57%	77% ↗ 2
Free/Reduced Lunch	53%	↘ 1	44%	↗ 15
Eng. Lang. Learners		20% ↘ 8	21%	↗ 7
Special Education	50%	↗ 8	14%	↗ 5
Advanced Learning		98% ↔	99%	↔

* Families responding to survey: 17%; Students responding to survey: 0%; Staff responding to survey: 51%



Madrona K-8 School

Farah Thaxton, *Principal*

School Report for 2009–2010 School Year (Grades 6–8)

School Mission Statement

At **Madrona** we are academic achievers, respectful and caring of ourselves, our school and our community. Madrona aims to ensure that each student receives an education that will prepare them for success in college and in life.

School Goals

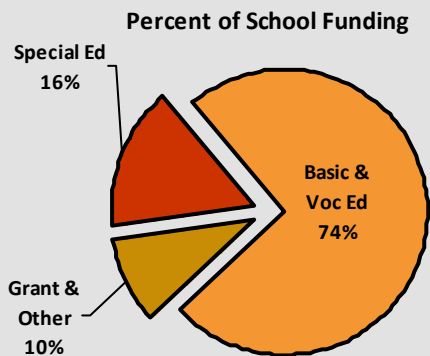
Madrona K-8 is focusing on reading, math and student attendance this year. Our specific middle school goals for 2011 are:

- Math 6-8:** At least 54% of students will meet or exceed state grade level math standards on the MSP math test, an increase from 44% in 2010.
- Attendance 6-8:** At least 65% of our students will have fewer than 10 absences, an increase from 60% in 2010.

School Description & Plans to Achieve Goals

At Madrona, our teachers consistently use instructional best practices, including differentiated, individualized instruction for students based on ongoing assessments, using the “Readers Workshop” model from Columbia University. Students have opportunities to practice reading strategies using “just right” books and individual reading daily. Our full time reading specialist, as well as tutors, provide one-on-one and small group instruction. We have a full time math specialist that provides small group and one-on-one instruction for students who need math intervention. All students are engaged in both whole and small group instruction utilizing the math curriculum. •We recognize that we did not meet the state standards in 2010. Our goal at Madrona is to meet every student where they are and assess them as an individual learner and then guide our instruction. We believe that we can do that by creating a community and addressing the individual child holistically. We partner with families to support students in their educational goals. We hold weekly family nights providing dinner and instructional support in math and reading. Our Family Support Workers build relationships and conduct home visits for students whose attendance becomes a barrier in their academic progress. We have partnered with Seattle University, who provides volunteers and tutors in every classroom. Student learning continues after school in the YMCA, various sports teams, Girl Scouts, Friends of the children and Shabazz academy. These programs further enrich learning, which begins at home, continues in the classroom, and in turn further helps students in their academic endeavors. •To support the school, in addition to the total school budget, the district is providing a reading specialist, a math specialist, and additional training for teachers. Beginning this year, all teachers are setting and being evaluated by the principal on student growth goals for learning.

Annual Budget Report



Total School Budget:

\$3,038,909

Per-Student Funding:

\$7,150

All financial data are from the 2010-11 recommended budget.

Invitation to Participate

One of the goals of having School Reports is to support our families as critical partners with us in your student’s academic success. To get involved, please share this information with your friends and neighbors, visit your child’s school, or consider talking to your child’s teacher or principal about joining the school’s Building Leadership Team or Parent Teacher Student Association to shape your school’s improvement plan.

District Mission Statement

Enabling all students to achieve to their potential through quality instructional programs and a shared commitment to continuous improvement.