



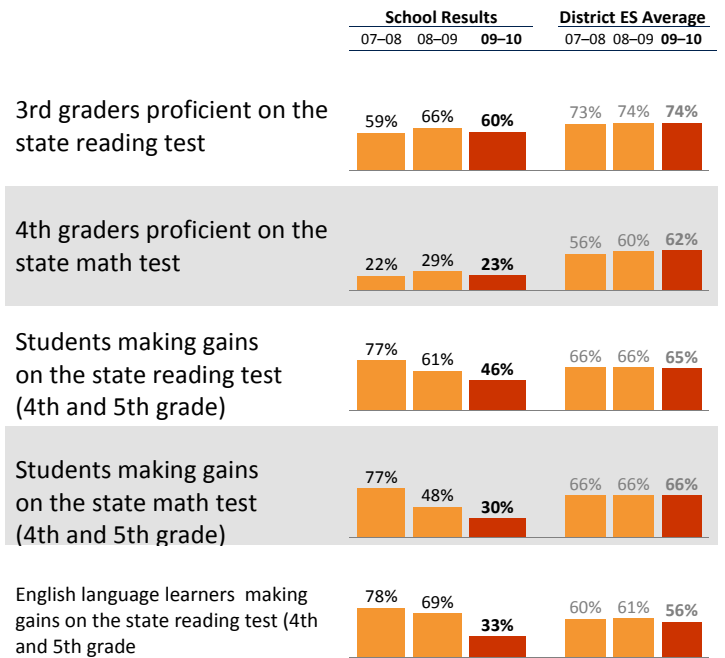
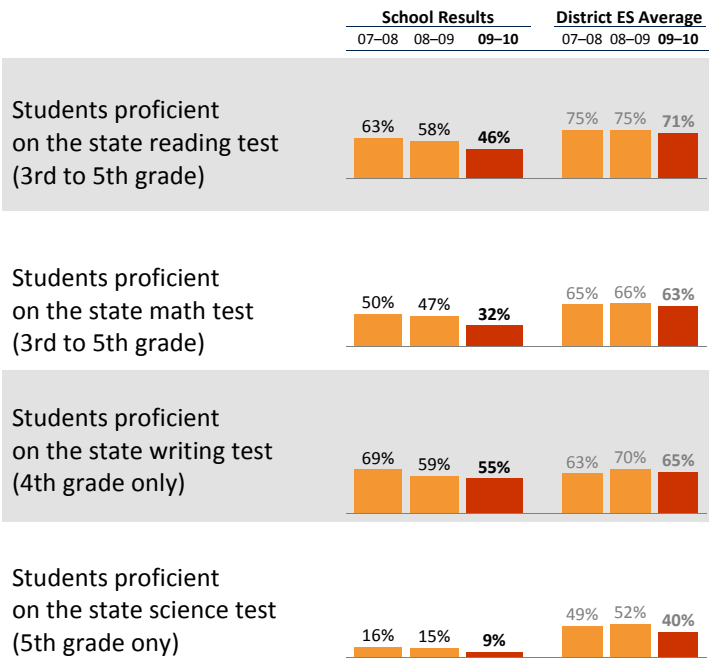
Martin Luther King Jr ES

Cothron McMillian, *Principal*

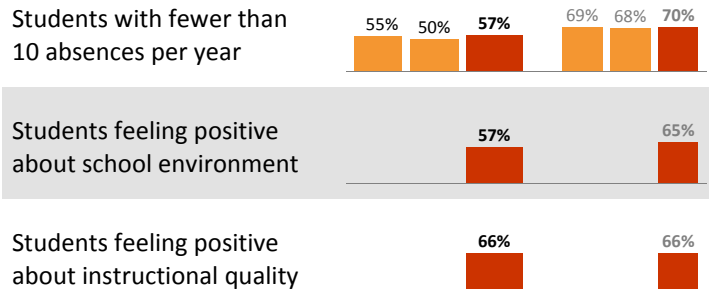
School Report for 2009–2010 School Year

Students: 396
 # Teachers: 33 # Other Staff: 16
 Average class size: 26
 Average daily attendance: 92.9%
 Student mobility: 19%

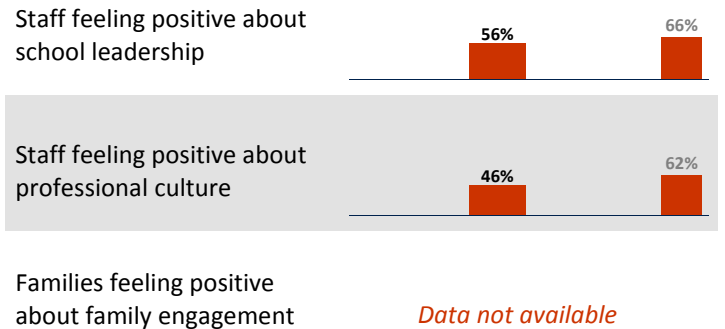
Academic Growth & Student Outcomes



Student Climate & Engagement



Family/Staff Climate & Engagement



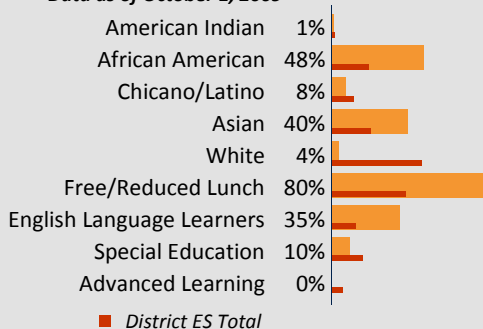
Accountability & School Performance

Seattle Public Schools Segmentation Level: **Level 1**
 Federal Annual Yearly Progress (AYP) Status: **Step 1**
 Percent of Federal AYP criteria met: **62%**

Families that are satisfied with quality of school *Data not available*

School Demographics

Data as of October 1, 2009



Student Proficiency on State Tests

	Reading		Mathematics		
	School	District Avg	School	District Avg	
American Indian		53% ↘13		39% ↘12	
African American	36%	↘17	46%	↘6	
Chicano/Latino		54%	↘6	46%	↘1
Asian	61%	↘4	73%	↘3	
White		86%	↘3	79%	↘5
Free/Reduced Lunch	44%	↘12	51%	↘5	
Eng. Lang. Learners	16%	↘20	27%	↘8	
Special Education	19%	↗1	48%	↘6	
Advanced Learning		98%	↘1	97%	↘1

* Families responding to survey: 6%; Students responding to survey: 87%; Staff responding to survey: 82%



Martin Luther King Jr ES

Cothron McMillian, *Principal*

School Report for 2009–2010 School Year

School Mission Statement

At **Martin Luther King Jr. Elementary School**, we believe that all things are possible when every adult is responsible for every child.

Every child achieving at high levels and every adult accountable for every child’s success.

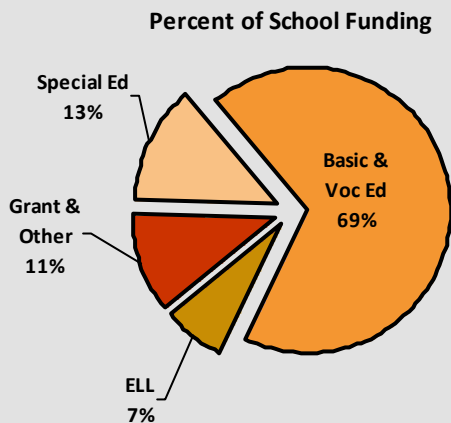
School Goals

Mathematics: 42% of students will be proficient on the state test, up from 32% in 2010, 80% of students will make gains on state test, up from 3% in 2010, and 65% of students will meet or exceed typical growth on MAP, up from 54% in 2010. **Reading/Language Arts:** 56% of students will be proficient on the state test up from 46% in 2010, 80% of students will make gains on the state test, up from 46% in 2010, 80% of students who are ELL will make gains on the state test, up 33% in 2010, 60% of students will meet or exceed typical growth on MAP, up from 49% in 2010 **Family Engagement:** 30% of parents/family members will attend school events

School Description & Plans to Achieve Goals

We are One School and One Community. We value our partnership with our Head Start and Seed of Life Center for Early Learning preschool and before and after care programs. We also share professional development activities so that all staff are working toward a common goal: to prepare children for college, career and life. • **Math:** We use the “Everyday Math” program, which provides students with instruction that emphasizes real-world situations. Lessons include time for whole group instruction, small group, partner and individual activities. In partnership with the Explorations in Math program, we are creating a culture where teachers discuss math with other teachers and plan lessons together. • **Reading:** MLK Jr. Elementary devotes 90 minutes per day to reading instruction. The daily literacy block blends whole group and small group instruction with independent practice so that students have many opportunities to practice the skills they have been taught. Every learner has access to digital tools such as online games, which enables them to extend their learning. • **Family Engagement:** MLK Jr. Elementary, in partnership with our school’s PTSA, has designed an “Adult Family Member Pathways” project so families can understand what their children are learning in school and assist with homework. Events include Family Math Nights in which parents/guardians/caregivers learn to play the same math games their children play in school. This concept will be expanded to include Literacy Nights, “Second Step” and “Steps to Respect Bully Prevention” programs and “LEAD21” reading interventions. • To support the school, in addition to the total school budget, the district is providing time for teachers to plan lessons together and additional training for math teachers. Beginning this year, all teachers at Martin Luther King are setting and being evaluated by the principal on student growth goals for learning.

Annual Budget Report



Total School Budget:

\$2,886,548

Per-Student Funding:

\$7,180

All financial data are from the 2010-11 recommended budget.

Invitation to Participate

One of the goals of having School Reports is to support our families as critical partners with us in your student’s academic success.

To get involved, please contact Melvin Ellis, sellis@seattleschools.org.

District Mission Statement

Enabling all students to achieve to their potential through quality instructional programs and a shared commitment to continuous improvement.