



Lafayette Elementary

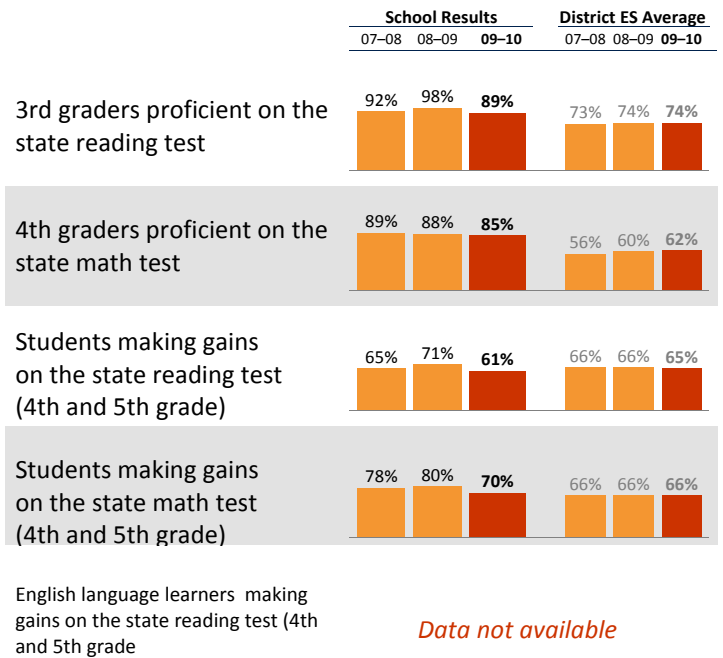
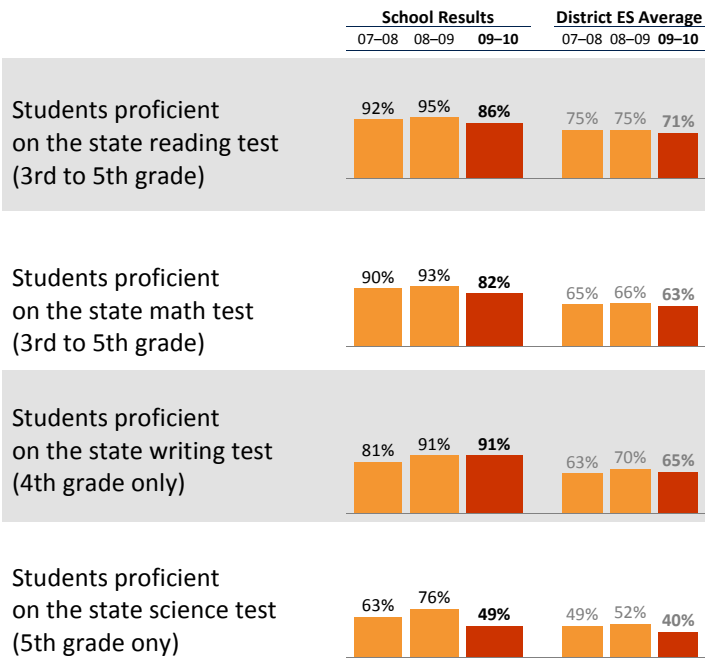
Virginia Turner, Principal

School Report for 2009–2010 School Year

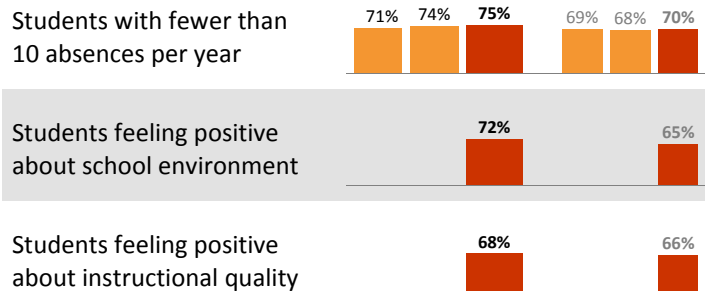
www.mylafayette.org

Students: 522
 # Teachers: 28 # Other Staff: 9
 Average class size: 26
 Average daily attendance: 95.7%
 Student mobility: 8%

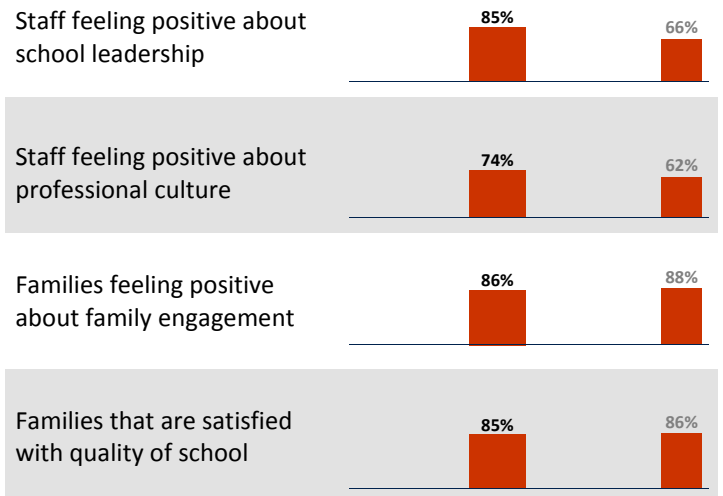
Academic Growth & Student Outcomes



Student Climate & Engagement



Family/Staff Climate & Engagement

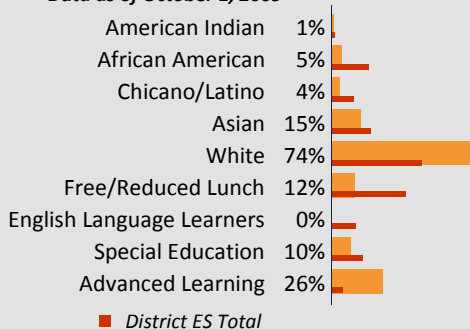


Accountability & School Performance

Seattle Public Schools Segmentation Level: **Level 5**
 Federal Annual Yearly Progress (AYP) Status: **Not in Improvement**
 Percent of Federal AYP criteria met: **100%**

School Demographics

Data as of October 1, 2009



Student Proficiency on State Tests

| | Reading | | Mathematics | |
|---------------------|---------|--------------|-------------|--------------|
| | School | District Avg | School | District Avg |
| American Indian | | 53% ↘13 | | 39% ↘12 |
| African American | 74% ↘8 | 46% ↘6 | 68% ↘7 | 33% ↘5 |
| Chicano/Latino | 71% ↘19 | 54% ↘6 | 71% ↘14 | 46% ↘1 |
| Asian | 80% ↘18 | 73% ↘3 | 84% ↘8 | 72% ↗1 |
| White | 90% ↘7 | 86% ↘3 | 84% ↘13 | 79% ↘5 |
| Free/Reduced Lunch | 74% ↘9 | 51% ↘5 | 67% ↘13 | 42% ↘2 |
| Eng. Lang. Learners | | 27% ↘8 | | 30% ↗2 |
| Special Education | 66% ↘16 | 48% ↘6 | 66% ↘16 | 36% ↘3 |
| Advanced Learning | 99% ↔ | 98% ↘1 | 98% ↘2 | 97% ↘1 |

* Families responding to survey: 43%; Students responding to survey: 91%; Staff responding to survey: 89%



Lafayette Elementary

Virginia Turner, *Principal*

School Report for 2009–2010 School Year

School Mission Statement

Lafayette is a school dedicated to motivating and readying students to attain academic excellence and social responsibility in an ever-changing, ethnically diverse, technologically advancing world.

School Goals

Lafayette is focusing on math this year. Our specific goals for 2011 are:

- At least 80% of students in grades 1 through 5 will achieve 75% or better on Every Day Math (EDM) unit tests and the end of year assessment.
- For the MSP math test, at least 90% of 3rd and 4th graders will meet or exceed state grade level math standards and at least 85% of 5th grade students will meet or exceed grade level math standards.
- Increase the % of students making typical growth on MAP (Measure of Academic Progress) by 10% points.

School Description & Plans to Achieve Goals

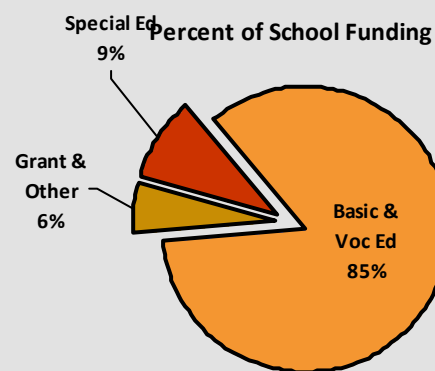
Lafayette is a level 5, high performing school, serving approximately 535 students. We offer a Spectrum program in grades 1-5. In addition to a resource room special education offering, we have a behavior inclusion program. While we met academic standards in all areas during the 2009-2010 school year, we constantly strive to educate our students to their highest potential. Academic rigor is a key foundation of our school. In addition to quality instruction in each and every classroom, Lafayette teachers care deeply about each child's learning and their needs.

Math: We offer extra help through small group tutoring during the school day. Last spring we offered an extended instructional day opportunity for 4th and 5th grade students who were not meeting standard. Student learning plans are developed for 5th graders who did not meet standard during 4th grade to ensure that they can be prepared to succeed in middle school. A PTA-sponsored math games night will be held for parents and students this year. Math games are taught via technology class to practice and reinforce math skills. Lafayette is making renewed efforts this year to spend time focusing on learning math facts at each grade, in addition to the regular math lessons.

Reading: We offer extra help through our tutoring program and individualized plans for students working below standard. Flexible, small, skilled-leveled reading groups are the norm in all grades.

Writing: This year Lafayette School is implementing the "Writer's Workshop" instructional model from Columbia University in most classrooms. This writing technique builds students' fluency in writing through continuous, repeated exposure to the process of writing.

Annual Budget Report



Total School Budget:

\$2,887,034

Per-Student Funding:

\$5,584

All financial data are from the 2010-11 recommended budget.

Invitation to Participate

One of the goals of having School Reports is to support our families as critical partners with us in your student's academic success.

To get involved, please contact Becky Carlson, PTA president: beckycarlson@comcast.net or Katie Meyer, Volunteer Coordinator: ktmeyer4@comcast.net.

District Mission Statement

Enabling all students to achieve to their potential through quality instructional programs and a shared commitment to continuous improvement.