



Hawthorne Elementary

Sandra Scott, *Principal*

School Report for 2009–2010 School Year

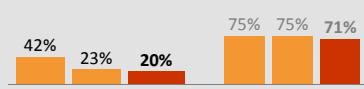
www.seattleschools.org/schools/hawthorne

Students: 284
 # Teachers: 20 # Other Staff: 14
 Average class size: 22
 Average daily attendance: 93.6%
 Student mobility: 36%

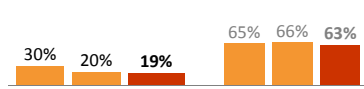
Academic Growth & Student Outcomes

School Results **District ES Average**
 07-08 08-09 09-10 07-08 08-09 09-10

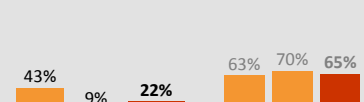
Students proficient on the state reading test (3rd to 5th grade)



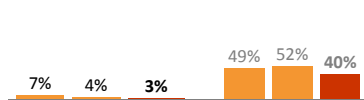
Students proficient on the state math test (3rd to 5th grade)



Students proficient on the state writing test (4th grade only)

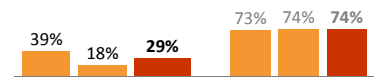


Students proficient on the state science test (5th grade only)

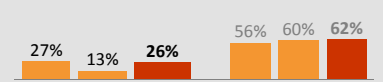


School Results **District ES Average**
 07-08 08-09 09-10 07-08 08-09 09-10

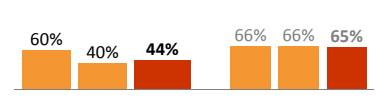
3rd graders proficient on the state reading test



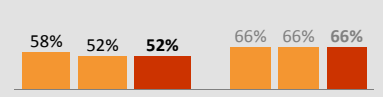
4th graders proficient on the state math test



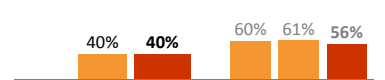
Students making gains on the state reading test (4th and 5th grade)



Students making gains on the state math test (4th and 5th grade)

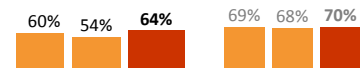


English language learners making gains on the state reading test (4th and 5th grade)

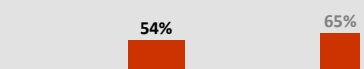


Student Climate & Engagement

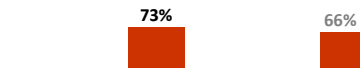
Students with fewer than 10 absences per year



Students feeling positive about school environment



Students feeling positive about instructional quality

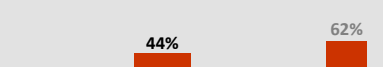


Family/Staff Climate & Engagement

Staff feeling positive about school leadership



Staff feeling positive about professional culture



Families feeling positive about family engagement

Data not available

Families that are satisfied with quality of school

Data not available

Accountability & School Performance

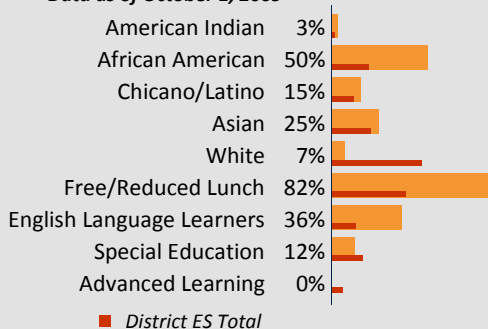
Seattle Public Schools Segmentation Level: **Level 1**

Federal Annual Yearly Progress (AYP) Status: **Step 5**

Percent of Federal AYP criteria met: **57%**

School Demographics

Data as of October 1, 2009



Student Proficiency on State Tests

	Reading		Mathematics	
	School	District Avg	School	District Avg
American Indian		53% ↘13		39% ↘12
African American	14% ↗5	46% ↘6	10% ↗3	33% ↘5
Chicano/Latino	21% ↘25	54% ↘6	14% ↘19	46% ↘1
Asian	33% ↘14	73% ↘3	50% ↗3	72% ↗1
White		86% ↘3		79% ↘5
Free/Reduced Lunch	18% ↘5	51% ↘5	19% ↘1	42% ↘2
Eng. Lang. Learners	14% ↘5	27% ↘8	32% ↗18	30% ↗2
Special Education	6% ↗6	48% ↘6	6% ↗6	36% ↘3
Advanced Learning		98% ↘1		97% ↘1

* Families responding to survey: 10%; Students responding to survey: 65%; Staff responding to survey: 56%



Hawthorne Elementary

Sandra Scott, *Principal*

School Report for 2009–2010 School Year

School Mission Statement

At **Hawthorne Elementary** we foster a learning environment where all children can meet their goals; have an authentic sense of belonging and empowerment; and where race, class, language, or disability does not predict what a child can do.

School Goals

- 80% of students making gains on state reading test an increase of 36% from 2010.
- 80% of students making gains on state math test an increase of 28% from 2010.
- 35% of students proficient or exceeding standard on state reading test an increase of 15% from 2010
- 35% of students proficient or exceeding standard on state math test

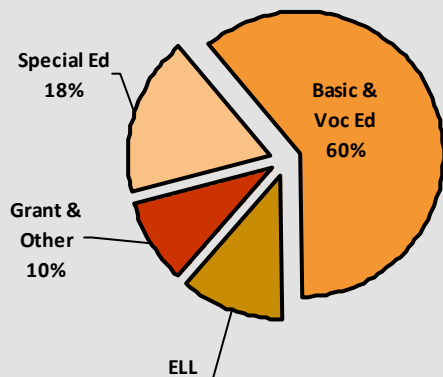
School Description & Plans to Achieve Goals

At Hawthorne Elementary, we offer an educational program that provides enriched and exciting learning experiences for all children. We are in our 1st year of a 3 year federal school improvement grant, which allows us to add programs, intervention staff, and additional professional development for teachers.

- **Reading:** We are implementing the Reader’s Workshop Model to help students become stronger readers and writers. We offer tutoring after school and targeted interventions during the school day for students who need additional academic support or enrichment.
- **Math:** Our goal this year is that all Hawthorne students will strengthen their number sense by knowing basic facts and problem solving strategies appropriate for their grade level. Students use real world and hands on math activities to strengthen their learning of math concepts. We partner with Explorations in Math and offer after school math clubs.
- **Performing Arts Program:** Students receive instruction in the arts during the day and participate in a new drama after school program which is provided by Powerful Schools and Seattle Children’s Theater.
- Hawthorne is committed to providing a supportive and welcoming learning environment. Together students and staff are setting goals to strengthen our school community. Our Family Support Worker Program, the Friends of Hawthorn community group, and our Family Engagement Action Team are instrumental in our family engagement work and help support our monthly Family Night events.
- To support the school, in addition to the total school budget, the district is providing time for teachers to plan lessons together, literacy and math coaches, and a reading and a math specialist. Beginning this year, all teachers at Hawthorne are setting and being evaluated by the principal on student growth goals for learning.

Annual Budget Report

Percent of School Funding



Total School Budget:

\$2,529,321

Per-Student Funding:

\$7,954

All financial data are from the 2010-11 recommended budget.

Invitation to Participate

One of the goals of having School Reports is to support our families as critical partners with us in your student’s academic success. To get involved, please share this information with your friends and neighbors, visit your child’s school, or consider talking to your child’s teacher or principal about joining the school’s Building Leadership Team or Parent Teacher Student Association to shape your school’s improvement plan.

District Mission Statement

Enabling all students to achieve to their potential through quality instructional programs and a shared commitment to continuous improvement.