



Greenwood Elementary

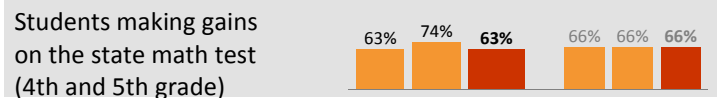
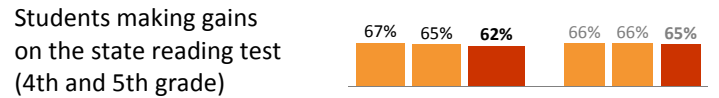
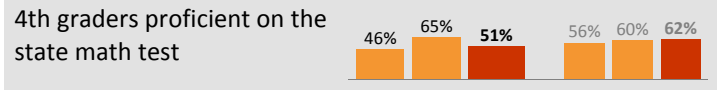
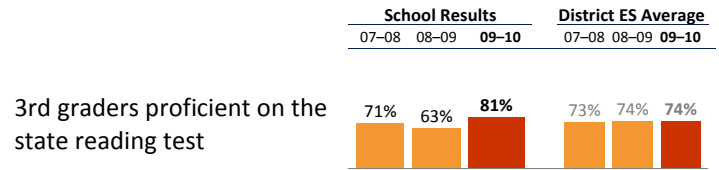
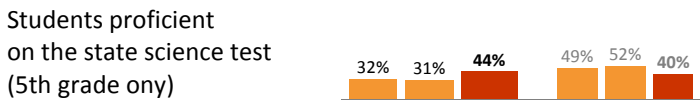
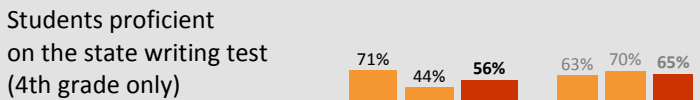
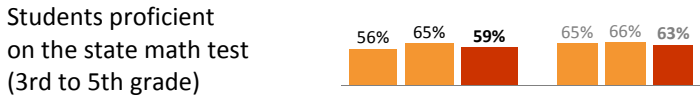
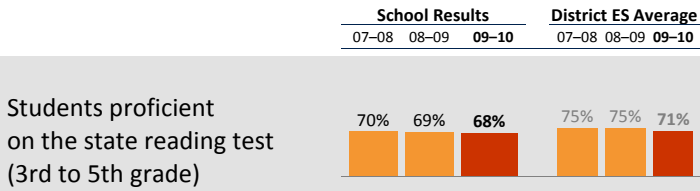
Walter Trotter, *Principal*

School Report for 2009–2010 School Year

www.greenwoodpta.org



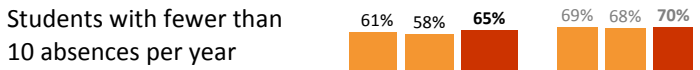
Students: 340
 # Teachers: 24 # Other Staff: 11
 Average class size: 24
 Average daily attendance: 94.7%
 Student mobility: 13%

Academic Growth & Student Outcomes





English language learners making gains on the state reading test (4th and 5th grade) *Data not available*

Student Climate & Engagement



Family/Staff Climate & Engagement



Accountability & School Performance

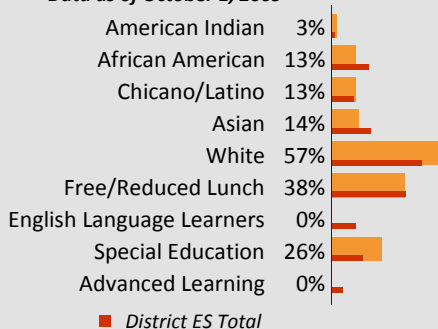
Seattle Public Schools Segmentation Level: **Level 2**

Federal Annual Yearly Progress (AYP) Status: **Step 1**

Percent of Federal AYP criteria met: **100%**

School Demographics

Data as of October 1, 2009



Student Proficiency on State Tests

	Reading		Mathematics	
	School	District Avg	School	District Avg
American Indian		53% ↘13		39% ↘12
African American	75% ↗17	46% ↘6	55% ↗8	33% ↘5
Chicano/Latino	41% ↘26	54% ↘6	32% ↘15	46% ↘1
Asian	59% ↗9	73% ↘3	82% ↗25	72% ↗1
White	78% ↘2	86% ↘3	65% ↘12	79% ↘5
Free/Reduced Lunch	60% ↗6	51% ↘5	39% ↘10	42% ↘2
Eng. Lang. Learners		27% ↘8		30% ↗2
Special Education	57% ↗9	48% ↘6	29% ↘8	36% ↘3
Advanced Learning		98% ↘1		97% ↘1

* Families responding to survey: 48%; Students responding to survey: 94%; Staff responding to survey: 54%



Greenwood Elementary

Walter Trotter, *Principal*

School Report for 2009–2010 School Year

School Mission Statement

Greenwood is committed to providing quality education for our students in a collaborative environment that involves the entire school community. We aim to support the intellectual, social and emotional development of each child through discovery, collaboration, rigorous academics and the arts.

School Goals

Math: At least 63% of students meet or exceed state grade level math standards on the Measurements of Student Progress (MSP).

Reading: At least 74% of students meet or exceed state grade level reading standards on the MSP.

Writing: At least 66% of students meet or exceed state grade level writing standards on the MSP.

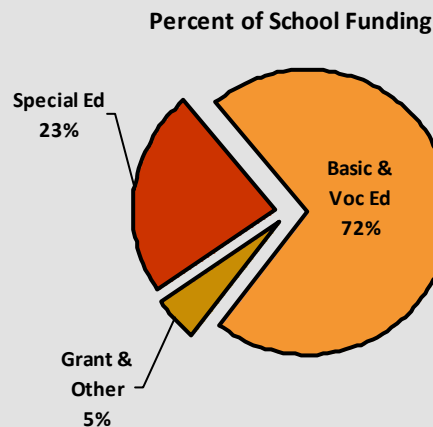
Science: At least 51% of students meet or exceed state grade level science standards on the MSP.

Attendance: At least 71% of students have fewer than 10 absences.

School Description & Plans to Achieve Goals

Reading: Our teachers assess students' progress to inform and differentiate their instruction. We organize additional support for students needing academic acceleration during the school day, afterschool and in the summer. We teach balanced literacy which helps students with vocabulary, comprehension, and reading fluency. Several teachers have been trained in Readers Workshop and are utilizing specific strategies to accelerate student reading skills. **Math:** Our teachers assess students' performance and plan strategies to help students who need more support. All teachers fully implement the Everyday Math Curriculum and math supplements to accommodate specific areas. We embrace partnerships with parents and share math resources with families so they can provide additional support to students at home. **Writing:** Teachers implement the Writers Workshop model to teach writing skills. This is a process that teachers use to provide guided instruction and address students strengths and needs using specific strategies. **Science:** Several science and environmental community partnerships have been established to enhance activities for students i.e. Audubon Society, Islandwood, Carkeek Park, and Pacific Science Center. All K-5 teachers implement 3 science units from the National Science Foundation. Students are required to keep science notebooks as a way of recording their observations during lessons and investigations. **Advanced Learning Opportunities (ALO):** We believe in accelerating the learning of all students, including students who are academically advanced or gifted for their grade level. Our staff has developed an ALO school plan that provides strategies to help accommodate and challenge advanced learners. Greenwood has been "accredited" as a school that challenges advanced learners.

Annual Budget Report



Total School Budget:

\$2,486,205

Per-Student Funding:

\$6,868

All financial data are from the 2010-11 recommended budget.

Invitation to Participate

One of the goals of having School Reports is to support our families as critical partners with us in your student's academic success. To get involved, please share this information with your friends and neighbors, visit your child's school, or consider talking to your child's teacher or principal about joining the school's Building Leadership Team or Parent Teacher Student Association to shape your school's improvement plan.

District Mission Statement

Enabling all students to achieve to their potential through quality instructional programs and a shared commitment to continuous improvement.