



Green Lake Elementary

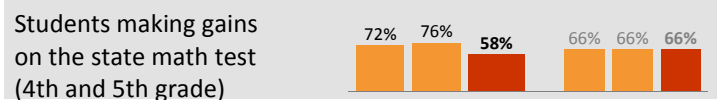
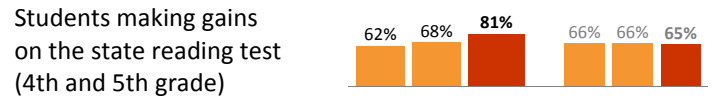
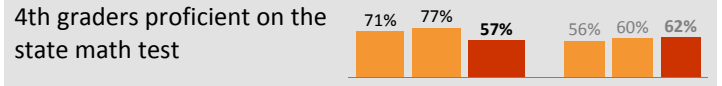
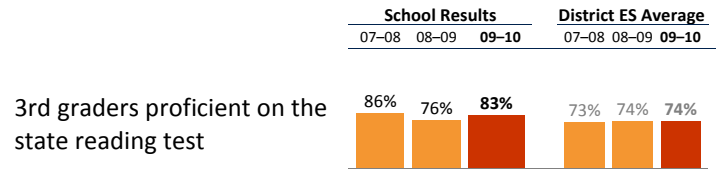
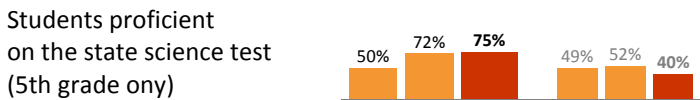
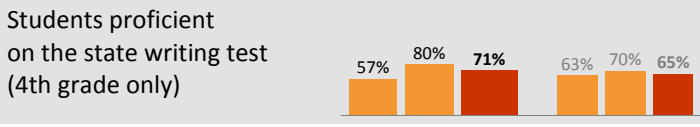
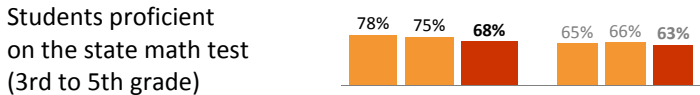
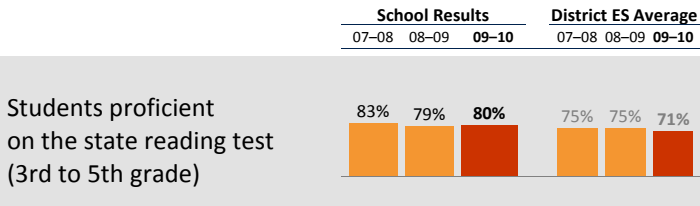
Joanne Bowers, Principal

School Report for 2009–2010 School Year

www.greenlakedragons.org


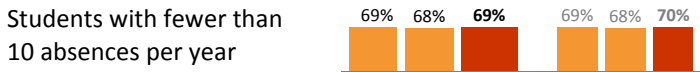
Students: 285
 # Teachers: 23 # Other Staff: 13
 Average class size: 25
 Average daily attendance: 95.0%
 Student mobility: 5%

Academic Growth & Student Outcomes





English language learners making gains on the state reading test (4th and 5th grade) *Data not available*

Student Climate & Engagement



Family/Staff Climate & Engagement



Accountability & School Performance

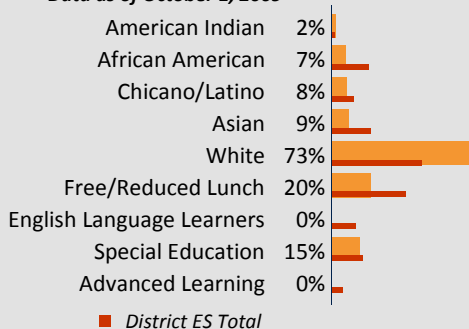
Seattle Public Schools Segmentation Level: **Level 3**

Federal Annual Yearly Progress (AYP) Status: **Not in Improvement**

Percent of Federal AYP criteria met: **100%**

School Demographics

Data as of October 1, 2009



Student Proficiency on State Tests

	Reading		Mathematics	
	School	District Avg	School	District Avg
American Indian		53% ↘13		39% ↘12
African American		46% ↘6		33% ↘5
Chicano/Latino	60%	54% ↘6	50%	46% ↘1
Asian	83% ↗5	73% ↘3	67% ↗2	72% ↗1
White	84% ↗1	86% ↘3	74% ↘8	79% ↘5
Free/Reduced Lunch	64% ↗4	51% ↘5	46% ↘10	42% ↘2
Eng. Lang. Learners		27% ↘8		30% ↗2
Special Education	43% ↗11	48% ↘6	19% ↘23	36% ↘3
Advanced Learning	100%	98% ↘1	93%	97% ↘1

* Families responding to survey: 65%; Students responding to survey: 92%; Staff responding to survey: 97%



Green Lake Elementary

Joanne Bowers, Principal

School Report for 2009–2010 School Year

School Mission Statement

Green Lake School's mission is to be a place where all students: Strive for academic excellence, Acquire a positive attitude about learning, Celebrate the uniqueness of all individuals, Reject violence, Develop appreciation, respect, and understanding of the environment.

School Goals

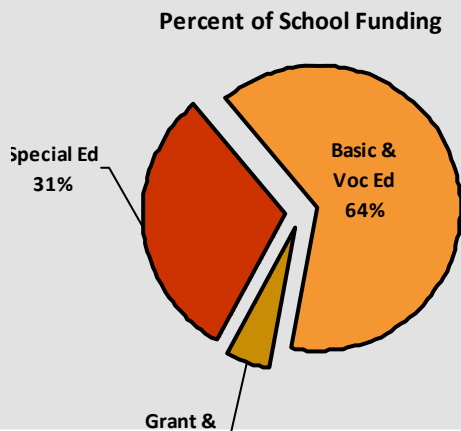
Reading / Language Arts: To increase the % of students proficient on the state test from 80% to 82%. • To increase 4th grade students who will meet or exceed state level gains on the state test from 69% to 75%.
Mathematics: For 3rd grade students, we will increase the % of students making gains on state test from 79% to 84%. •For 5th grade students, we will increase the % of students making gains on state test from 70% to 76%.

School Description & Plans to Achieve Goals

Green Lake Elementary is an active community of teachers, families and students. Staff works together to serve the needs of all the students and we are proud of our teamwork and dedication which makes it possible to deliver a high quality program to all our students.

Our overarching goal this year is to work on clear teaching points for every lesson and to use the "high leverage teaching move" of Justification and Reasoning. (please explain what this means)
In reading, our teachers will monitor a group of students and help them progress in their reading levels. Students are working on writing evidence-based conclusions in all areas.
Students are also working on problem solving skills at every grade level and teachers are working with a professional development coach in areas we see are a challenge for Green Lake from test score data.

Annual Budget Report



Total School Budget:
\$2,296,185

Per-Student Funding:
\$7,705

All financial data are from the 2010-11 recommended budget.

Invitation to Participate

One of the goals of having School Reports is to support our families as critical partners with us in your student's academic success. To get involved, please share this information with your friends and neighbors, visit your child's school, or consider talking to your child's teacher or principal about joining the school's Building Leadership Team or Parent Teacher Student Association to shape your school's improvement plan.

District Mission Statement

Enabling all students to achieve to their potential through quality instructional programs and a shared commitment to continuous improvement.