



# The Center School

Oksana Britsova, Principal

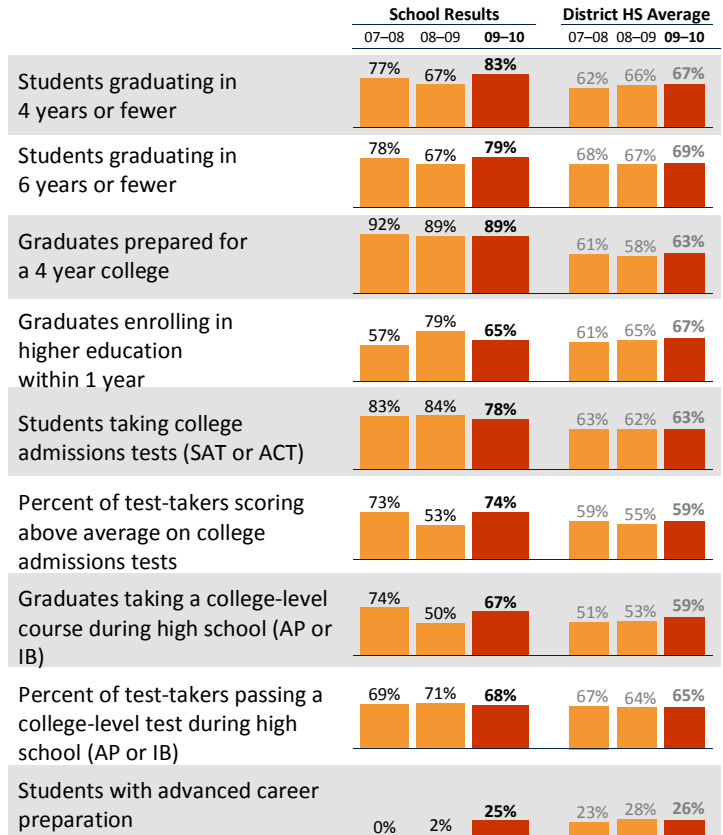
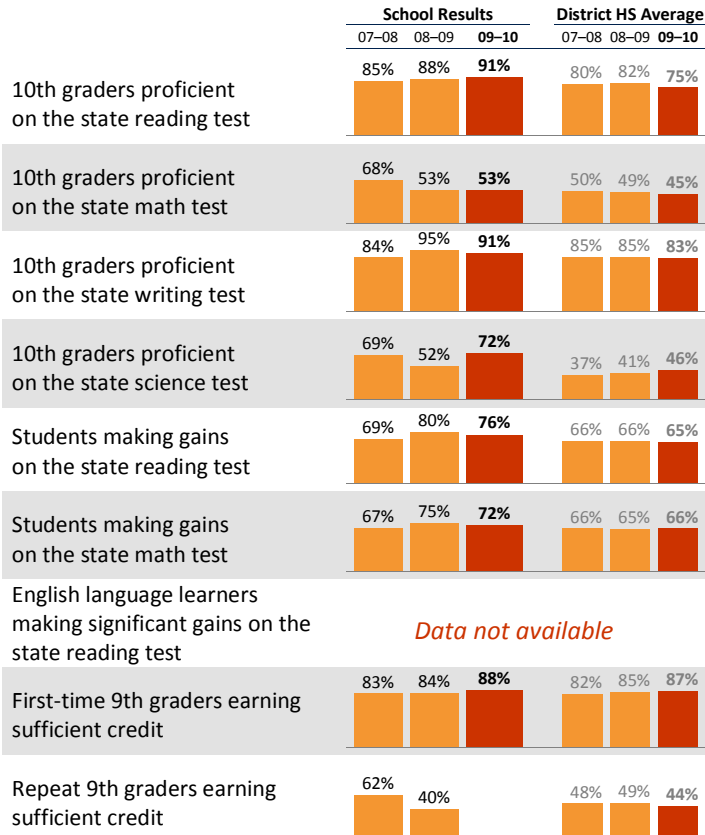
## School Report for 2009–2010 School Year

www.centerschoolseattle.org

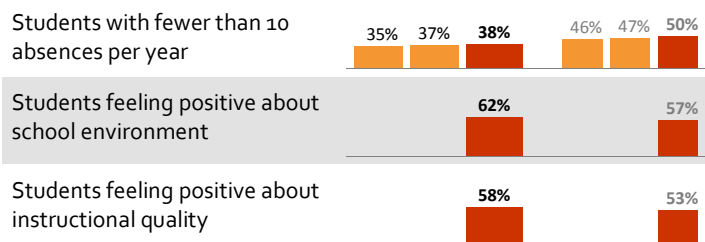
Updated 3/18/2011

# Students: 290  
 # Teachers: 16 # Other Staff: 5  
 Average class size: 27  
 Average daily attendance: 90.0%  
 Student mobility: 16%

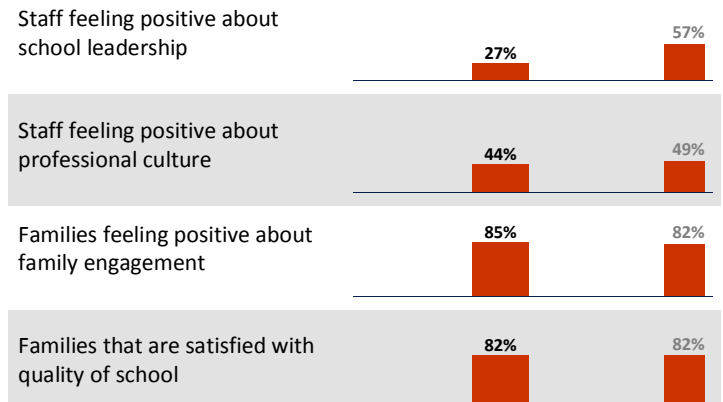
### Academic Growth & Student Outcomes



### Student Climate & Engagement



### Family/Staff Climate & Engagement




### Accountability & School Performance

Seattle Public Schools Segmentation Level: **Level 3**  
 Federal Annual Yearly Progress (AYP) Status: **Not in Improvement**  
 Percent of Federal AYP criteria met: **100%**

### School Demographics

Data as of October 1, 2009



### Student Proficiency on State Tests

	Reading		Mathematics	
	School	District Avg	School	District Avg
American Indian		69% ↘ 1	29%	↔
African American	58%	57% ↘ 9	18%	12% ↘ 4
Chicano/Latino		60% ↘ 15		24% ↘ 7
Asian		74% ↘ 9		50% ↘ 3
White	96% ↗ 7	90% ↘ 2	61% ↘ 6	68% ↘ 2
Free/Reduced Lunch	90%	60% ↘ 9		22% ↘ 4
Eng. Lang. Learners		16% ↘ 22		8% ↘ 3
Special Education		45% ↘ 5		9% ↘ 4
Advanced Learning	100%	↔	99%	↔

\* Families responding to survey: 33%; Students responding to survey: 82%; Staff responding to survey: 95%



# The Center School

Oksana Britsova, *Principal*

## School Report for 2009–2010 School Year

### School Mission Statement

The Center School aims to empower and inspire all students to positively affect our world.

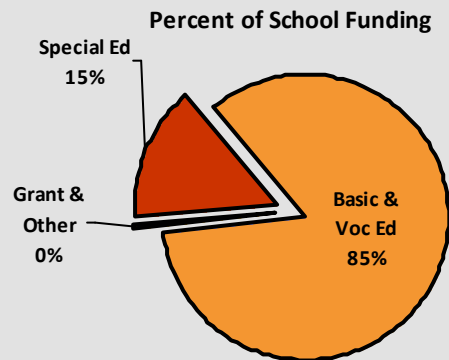
### School Goals

- To increase 9th grade students earning 6 credits in their 1st year to 95%, an increase from 88% in 2010. •To increase the % of positive student responses to the survey prompt “My teachers make learning interesting and challenging for me” to 60% from 51% in 2010.
- To increase the % of positive family responses to the survey prompts “Families feeling positive about family engagement” to 95% from 85% in 2010. •To increase the number of students with fewer than 10 absences to 50% from 38% in 2010. •At least 60% of students enrolled in Algebra and Geometry will meet state math standards, an increase from 53% in 2010.

### School Description & Plans to Achieve Goals

The Center School goals for the 2010-2011 school year include supporting students to earn enough credits each semester to enter to the next grade. The Center School staff meet throughout the year as a team to look at student work to serve our students better within each classroom and make the learning rigorous and relevant to the students. Teachers work on students’ high passing rate on state tests by increasing student success in learning standards in Algebra and Geometry. The staff also hear from both parents and students to receive helpful ideas. It is the Center School belief that by listening well to our students and examining their successes and challenges, we can continually improve our community feeling positive about family engagement. We will continue to provide opportunities for students to increase their sense of responsibility both personally and academically by promoting daily attendance.

### Annual Budget Report



Total School Budget:

**\$1,776,243**

Per-Student Funding:

**\$5,981**

*All financial data are from the 2010-11 recommended budget.*

### Invitation to Participate

One of the goals of having School Reports is to support our families as critical partners with us in your student’s academic success. To get involved, please share this information with your friends and neighbors, visit your child’s school, or consider talking to your child’s teacher or principal about joining the school’s Building Leadership Team or Parent Teacher Student Association to shape your school’s improvement plan.

### District Mission Statement

Enabling all students to achieve to their potential through quality instructional programs and a shared commitment to continuous improvement.