



Daniel Bagley Elementary

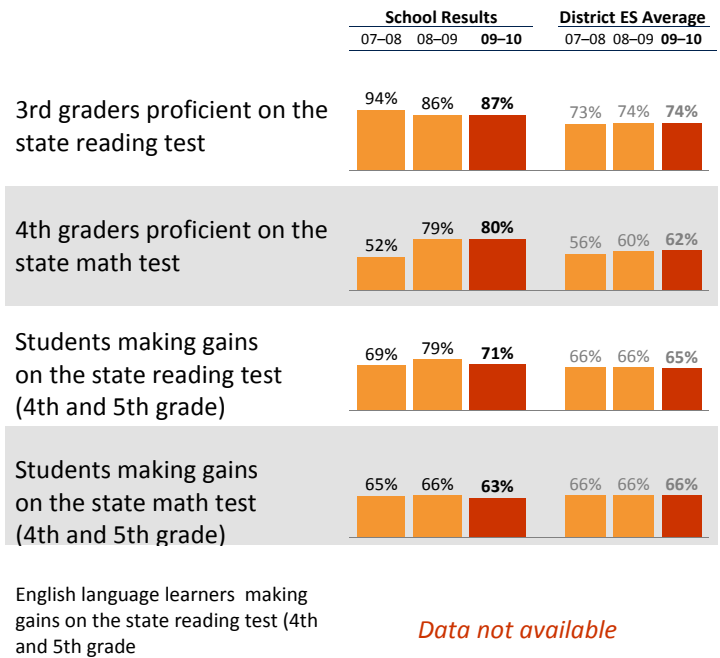
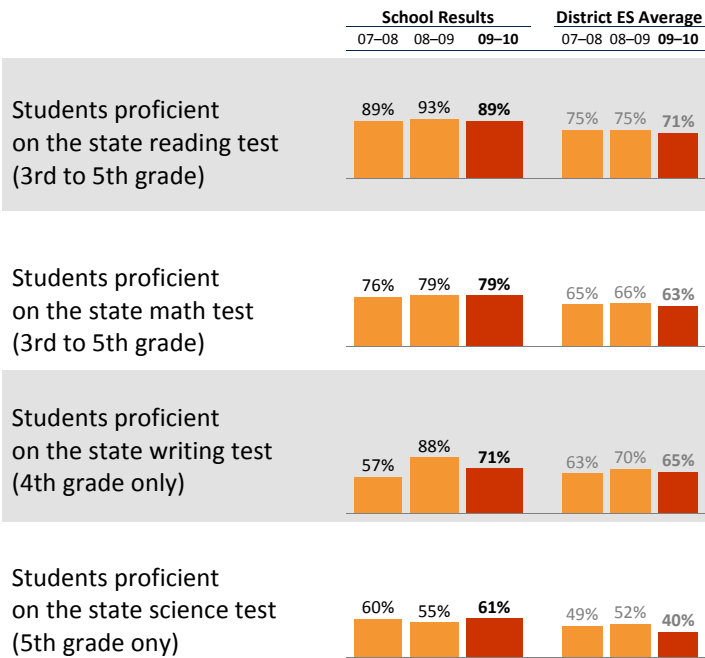
Anitra Pinchback-Jones, Principal

School Report for 2009–2010 School Year

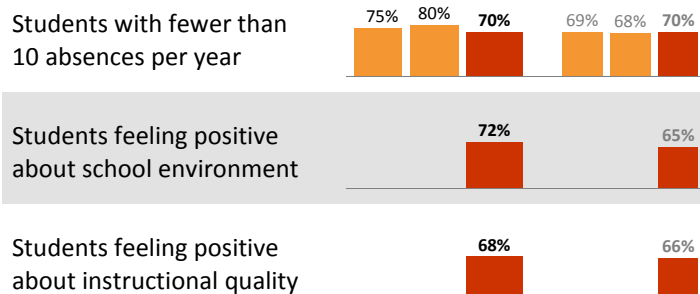
www.danielbagley.com

Students: 370
 # Teachers: 22 # Other Staff: 11
 Average class size: 26
 Average daily attendance: 95.4%
 Student mobility: 4%

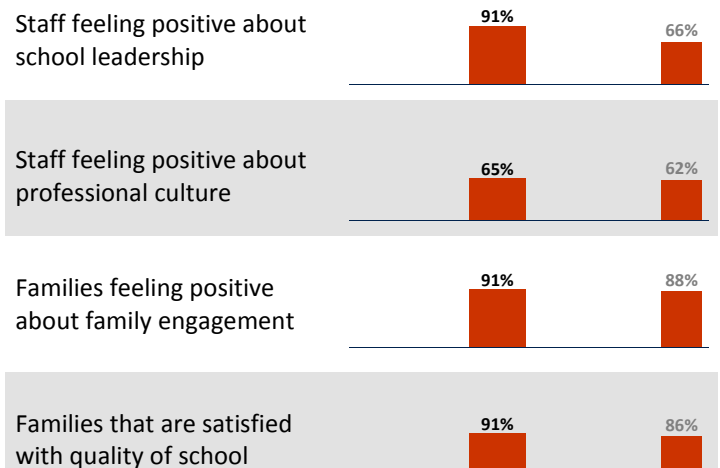
Academic Growth & Student Outcomes



Student Climate & Engagement



Family/Staff Climate & Engagement

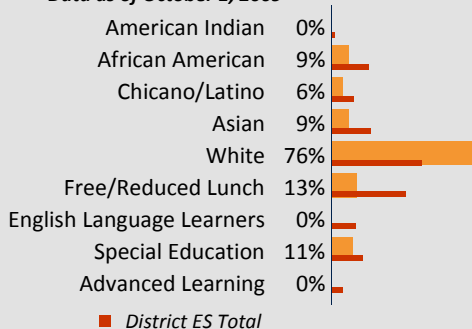


Accountability & School Performance

Seattle Public Schools Segmentation Level: **Level 5**
 Federal Annual Yearly Progress (AYP) Status: **Not in Improvement**
 Percent of Federal AYP criteria met: **100%**

School Demographics

Data as of October 1, 2009



Student Proficiency on State Tests

	Reading		Mathematics	
	School	District Avg	School	District Avg
American Indian		53% ↘13		39% ↘12
African American	71% ↘7	46% ↘6	67% ↗14	33% ↘5
Chicano/Latino		54% ↘6		46% ↘1
Asian	100% ↔	73% ↘3	92% ↗20	72% ↗1
White	91% ↘4	86% ↘3	80% ↘5	79% ↘5
Free/Reduced Lunch	78% ↘4	51% ↘5	67% ↗15	42% ↘2
Eng. Lang. Learners		27% ↘8		30% ↗2
Special Education	65% ↘11	48% ↘6	40% ↘25	36% ↘3
Advanced Learning		98% ↘1		97% ↘1

* Families responding to survey: 60%; Students responding to survey: 91%; Staff responding to survey: 79%



Daniel Bagley Elementary

Anitra Pinchback-Jones, *Principal*

School Report for 2009–2010 School Year

School Mission Statement

Daniel Bagley is a safe, supportive, and inclusive learning environment for all children. We are committed to building a collaborative school community that helps every child reach his/her fullest potential academically, socially, and emotionally. Our school is committed to improving student performance in all areas through high quality instruction and relationships with students and parents.

School Goals

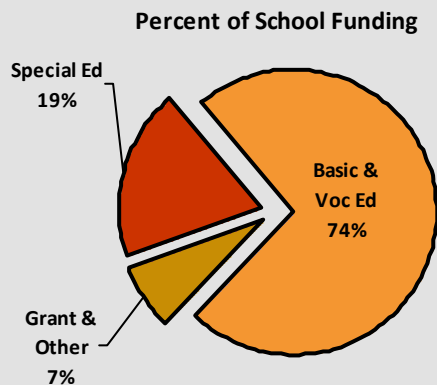
Expanding the set of math skills to raise the percentage of all students making gains to at least 68% or above, an increase from 63% in 2010. • Increase the rate at which all students pass the state MSP reading test so that 94% or above of students meet or exceed state grade level standards, an increase from 89% in 2010. • Increase the percentage of all students passing the state MSP writing test so that 76% (or above) of students meet or exceed state grade level standards, an increase from 71% in 2010. • By the end of 5th grade, 85% of students will achieve minimum district standards on the mile run assessment in physical education.

School Description & Plans to Achieve Goals

Daniel Bagley is one school meeting the diverse learning needs of ALL students through Contemporary, Montessori and a strong special education inclusion program. In 2010, our student performance continued to measure well above SPS district averages. We are committed to providing a strong learning environment for all children, and are committed to maximizing our strengths in all program areas, including:

- **Reading:** Daniel Bagley uses the "Readers Workshop" program from Columbia University to build strong readers. We place special emphasis on supporting/developing our K/1 readers early to establish basic skills, build confidence, and positive associations with reading
- **Math:** Daniel Bagley uses SPS adopted Everyday Math and Montessori instructional curriculum to meet grade level performance expectations in mathematics
- **Writing:** We use a teaching model called "Writers Workshop" to help students think of themselves as writers and embrace the process of clarifying and editing their writing to continually develop as young authors. We hold an annual Literacy Night to engage families in their students work and emphasize the importance of writing well.
- **Health & Fitness:** Daniel Bagley is committed to ensuring health & fitness for every student to help students excel in the classroom and beyond. Students are instructed on building healthy life style habits to increase awareness and skills of self-care and longevity.
- **Inclusion:** We seek to engage each student in learning with other peers in their grade level. We increase awareness of different abilities and learning styles by discussing strengths & challenges as part of our social curriculum Steps to Respect, and offer evening discussions for parents about special education and inclusion.

Annual Budget Report



Total School Budget:

\$2,349,856

Per-Student Funding:

\$6,233

All financial data are from the 2010-11 recommended budget.

Invitation to Participate

One of the goals of having School Reports is to support our families as critical partners with us in your student's academic success.

To get involved, please contact Elizabeth Gay at eeagaay@gmail.com.

District Mission Statement

Enabling all students to achieve to their potential through quality instructional programs and a shared commitment to continuous improvement.