



Aki Kurose Middle School

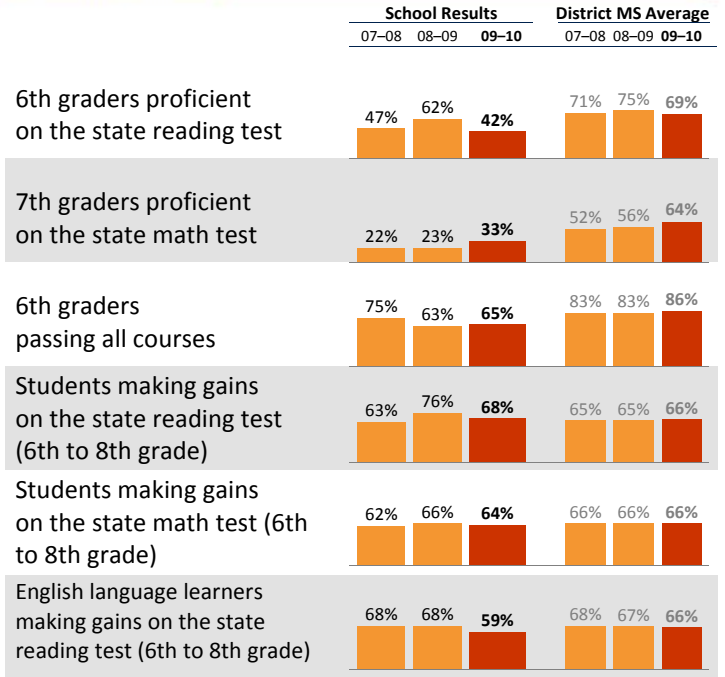
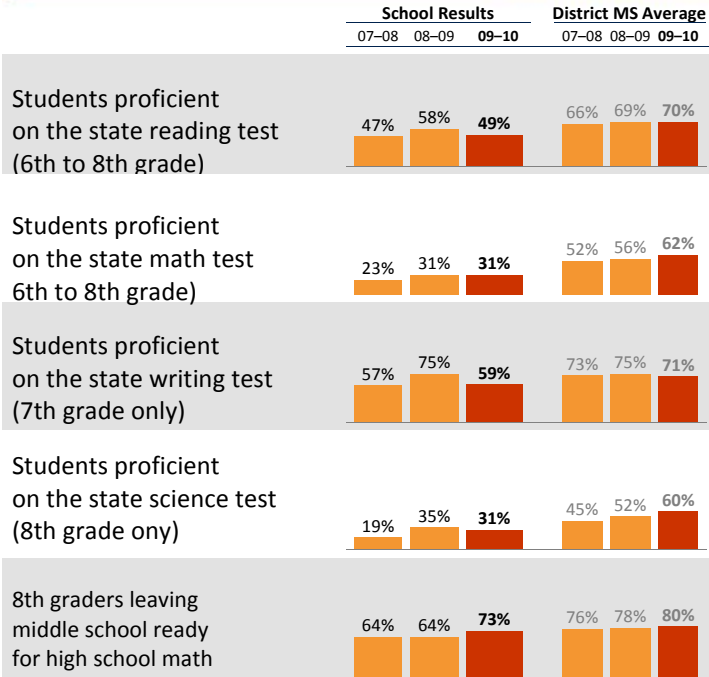
Mia Williams, Principal

School Report for 2009–2010 School Year

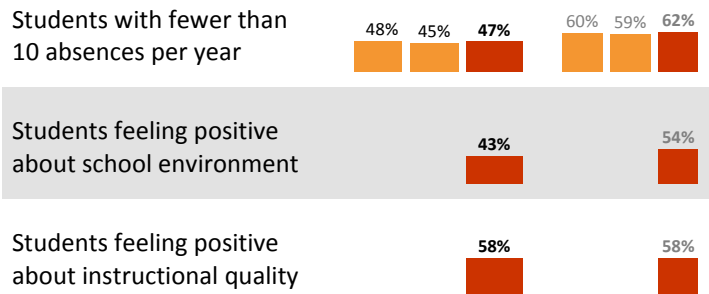
www.akikuroseacademy.org

Students: 561
 # Teachers: 37 # Other Staff: 26
 Average class size: 25
 Average daily attendance: 89.2%
 Student mobility: 32%

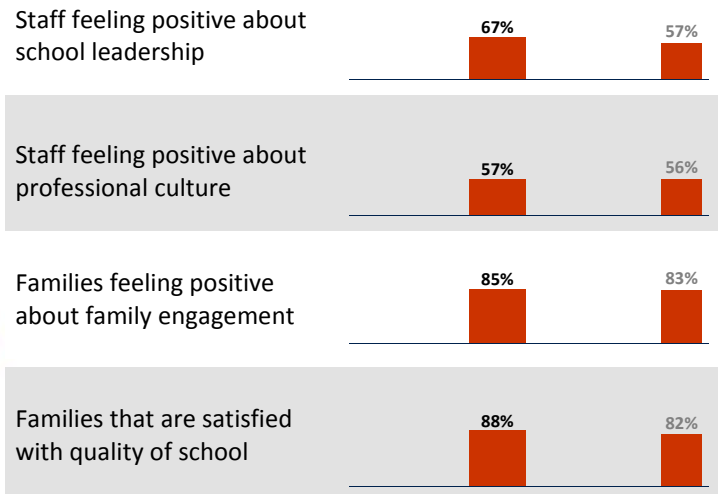
Academic Growth & Student Outcomes



Student Climate & Engagement



Family/Staff Climate & Engagement

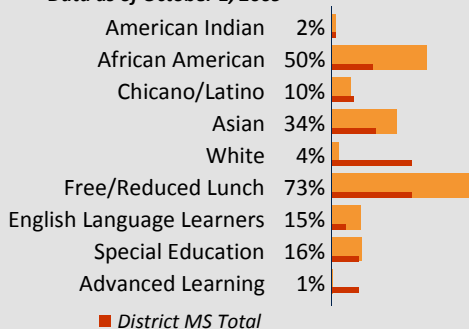


Accountability & School Performance

Seattle Public Schools Segmentation Level: **Level 1**
 Federal Annual Yearly Progress (AYP) Status: **Step 5**
 Percent of Federal AYP criteria met: **69%**

School Demographics

Data as of October 1, 2009



Student Proficiency on State Tests

	Reading		Mathematics	
	School	District Avg	School	District Avg
American Indian	60%	58% ↗ 5	30%	50% ↗ 6
African American	43%	↘ 6	19%	↔ 32% ↗ 7
Chicano/Latino	47%	↘ 19	24%	↘ 8 43% ↗ 9
Asian	55%	↘ 11	49%	↗ 4 72% ↗ 8
White	56%	↘ 2	31%	↗ 6 77% ↗ 2
Free/Reduced Lunch	46%	↘ 8	29%	↗ 2 42% ↗ 9
Eng. Lang. Learners	15%	↘ 26	12%	↘ 13 21% ↗ 7
Special Education	15%	↘ 15	9%	↗ 1 24% ↗ 5
Advanced Learning		98% ↔		99% ↔

* Families responding to survey: 10%; Students responding to survey: 71%; Staff responding to survey: 40%



Aki Kurose Middle School

Mia Williams, *Principal*

School Report for 2009–2010 School Year

School Mission Statement

Aki Kurose Middle School is a collaborative learning community committed to eliminating the education gap and providing all of our students with a rigorous, rich and culturally responsive academic program. We aim to enrich the lives of students and staff by offering a variety of classes and activities that stimulate learning and develop knowledge and skills.

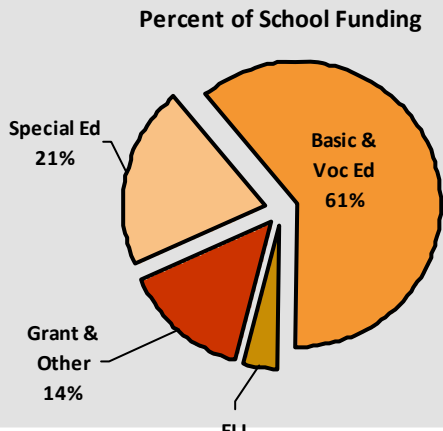
School Goals

- At least 58% of students in all grades will meet or exceed state standards on the MSP state reading test, an increase from 49% in 2010.
- At least 41% of students in all grades will meet or exceed state standards on the MSP state math test, an increase from 31% in 2010.
- At least 41% of students in all grades will meet or exceed state standards on the MSP state science test, an increase from 31% in 2010.
- At least 57% of students in all grades will have fewer than ten absences per year, an increase from 47% in 2010.
- At least 73% of 6th grade students will pass all courses, an increase from 65% in 2010.

School Description & Plans to Achieve Goals

- **Commitment to all students being on the pathway to college. Challenging and motivating curriculum in all classes and many elective offerings.** We offer Spectrum **language arts and math** to provide advanced learning for students to help them prepare for AP or IB courses when they are in high school.
- Extended learning time 8:00AM – 3:30 PM. The teachers meet daily to plan lessons, review data, align curriculum, lesson demonstrations, and share strategies for working with all students.
- Students have 100 minutes of mathematics per day, which is structured to provide targeted and advanced support to our mathematicians. We use the SPS middle school math curriculum Connected Math Project II and supplement with MESA, advanced math and integrate number sense and spiral review for math support needs.
- Students have 100 minutes of balanced literacy per day including readers’ and writers’ workshop instruction daily. All literacy teachers follow a school curricular calendar that was developed in collaboration. In addition, Stephanie Harvey’s Literacy Toolkit strategies are taught in conjunction with Columbia Teachers College’s Reading Curriculum. Students that need additional support will receive tutoring with the Washington Reading Corp. or participate in the READ 180 curriculum.
- There are many enrichment opportunities offered during the day and after-school including music, art, drama, Spanish and Mandarin, leadership, service learning, robotics, manufacturing technology and digital photography. Our after-school, breaks, and Saturdays are sponsored by our on-site Community Learning Center the YMCA and our Middle School Support Program to enhance their educational experience.
- Family engagement activities include: math, science and literacy nights, Family Fitness Night, parenting class offerings, arts celebrations, SOURCE Support, skill building for parents/guardians and much more.

Annual Budget Report



Total School Budget:

\$4,745,985

Per-Student Funding:

\$7,768

All financial data are from the 2010-11 recommended budget.

Invitation to Participate

One of the goals of having School Reports is to support our families as critical partners with us in your student’s academic success. To get involved, please share this information with your friends and neighbors, visit your child’s school, or consider talking to your child’s teacher or principal about joining the school’s Building Leadership Team or Parent Teacher Student Association to shape your school’s improvement plan.

District Mission Statement

Enabling all students to achieve to their potential through quality instructional programs and a shared commitment to continuous improvement.